

## SDDF Raffle A Major Success

*Over \$5,000 in Prizes For Annual Fund Raising Event*



*Jim Tenuto was this year's "Bob Barker", Master of Ceremonies adding his usual levity to the evenings proceedings...something about Pat Case and a dead mule...you just had to be there.*

The Annual San Diego Fly Fishers Raffle was heralded as a major success. As President Patrick Case pointed out, the quantity of prizes may have been less than in years past but the quality of those prizes was extremely high.

The total retail value of the prizes either raffled off or auctioned off was around \$5,000. Major contributors to the prize list included: Stroud Tackle (\$1,100 worth of merchandise), Flaming Gorge Lodge (3-days of float guides and lodging, a \$1,200

## JULY SPEAKER

Will Bauer, Permit On The Fly

If you were to ask Will Bauer what kind of fishermen he is he would tell you that he is an exploratory fishermen, someone who goes to new areas to discover new fishing destinations. Fishing lodges and private companies from different parts of the world have asked Will to explore locations from Alaska to Fiji. Will learned what fish are present, their habits, and developed fly patterns to catch them. These experiences would lead Will to host, **Wild Country**, an NBC television show about fishing in Alaska. He owned and operated a fly shop in Anchorage; he is a contract tier and designer for Umpqua Feather Merchants, and co-founder of *Wild Steelhead* and *Atlantic Salmon* magazine.

Currently, Will devotes his fly-fishing expertise to developing patterns and techniques used in Belize to catch permit. The permit is considered by many fly fishermen the hardest of all fish to catch, and to date, Will has caught and landed 69, more than any other fisherman in Belize.

value), Louisa Kassler (\$200 cash), and the San Diego Fly Fishers Club (\$1,900 in purchased merchandise). There were also donations from many of the Club members. Thanks to all of those who contributed to the raffle either through donation of prizes and/or through purchasing of raffle tickets. This is what makes the raffle the success it is.

Let's not forget the Raffle Committee members: **Patrick Case**, committee chairman, **Jim Tenuto**, master of ceremo-

### REMINDER

Volunteer hosts for the  
July meeting

(report at 6:15 PM):

**Dick Mount &  
Howard Knop**

*Thank you, Mona Morebello*

### MEETING NOTICE

Monday, July 10, 2000

7:30 PM

Sequoia Elementary School

4690 Limerick Ave.

(See map on back page)



San Diego Fly Fishers

Cleaner Water. Brighter Streams. Better Fishing.

continued on page 3

The July issue of *FINNY FACTS* marks the mid-year of the club's activities, and provides an opportunity to review our accomplishments for the year to date. First, I'm sure everyone will agree that our speaker programs for the first five months were excellent, without exception. The programs ranged from Alaska (with Pudge Kleinkauf) to the Rockies (with Gary Evans and the Fongs); and from stillwater (with Denny Rickards) to the salt (with Nick Curcione). I want to thank

**Lane Pearson** for taking care of the logistics and getting the speakers to the meetings, which is no easy feat sometimes.

The setups of the meeting room, as organized by **Sam and Mona Morebello**, continue to make this task as organized and pain free as possible—this is a far cry from the helter skelter scramble for tables, the projection screen and microphone, etc. that we went through not so many months ago.

We have also, of course, just put the wrap on another successful Annual Raffle—what a fun evening it was! As **Jim Tenuto** acknowledged, he had some big shoes to fill as the Master of Ceremonies this year (as **Bill Stroud**, who defined the consummate Annual Raffle MC for many years, stepped down), but his wit ensured a fun evening, even for us that couldn't even buy a prize! This year we had about 52 prizes in the raffle, totaling over \$5,400 in value. Ticket sales totaled \$4,185.

While the club purchased a number of prizes, numerous contributions by our members and friends of SDFP helped tremendously in making it a successful evening. I would like to thank the follow-

ing for their generous contributions: **Stroud Tackle, Jakes Restaurant, Louisa Kassler, Shelley Wagner, Kerrel Beck, Arroyo Fly Fishers, Sco Bonnet,**

**Al Sorensen, H&M Landing, A Fish on the Net, Nancy Pitts, Jim Tenuto, Dr. Slick, Wilderness Adventures, Bushnell, Jim Murphy, Hook & Tackle Co., Lloyd Jefferies, Louis & Gordie Zimm, Big Five Sporting Goods, Swan Enterprises, Jim Teeny, Bob Camp and Fly Tool...**as well as anyone else I may have forgotten.



**PATRICK CASE**

In addition to the raffle, the silent auction brought in a total of \$1,339, with the grand prize of the 3 days of floats and lodging on the Green River going to a very happy **Connor Cherer** for his bid of \$830—thanks Connor. All the silent auction items were donated, and I would like to thank the following for their generous contributions: **Flaming Gorge Lodge, Powell Rods, Scott Rods, Kerrel Beck, and Carol Dinal.** All in all, we grossed \$5,524, and netted \$3,562 for the event.

Speaking of raffles, a number of people donated fly tying materials for the raffle, which added further to quite a stock pile of tying materials that have been donated to the club over the past several months. Because of the specific nature of fly tying materials, and our large stock pile, the decision was made to have a special silent auction of only fly tying materials in the Fall. So watch your *FINNY FACTS* for this upcoming event. You can also look for at least one more silent Book auction in a couple of months.

One last raffle news item: I was notified by the East-Idaho Fly Tying Expo that the raffle for the Hyde Outfitters 5-day float trip was drawn on April 15. The winner

was Gary Cooper from the Fort Bedford Chapter of Trout Unlimited in Pennsylvania.

\*\*\*\*\*

Hopefully this issue also finds you well into your fishing schedule for the year. I had the opportunity of going on the Green River trip with the club in May. Thanks again to Jack Bentley, everyone had a great time. We experienced a variety of weather, from warm sunny days to snow, and the fish were biting. We also “discovered” a small tributary of the Green named “Jones Hole,” that was a delightful respite from the main river. This freestone stream is about 15 to 20 feet wide, and guarded by elms, making it a real challenge for a short 3 or 4 wt. rod. When you go to the Green, I strongly encourage you to take a break from the main river and try this little feeder stream—the fish are 12 to 16 long and feisty!

I also had the opportunity to try fishing on the Sea of Cortez for the first time this past Memorial Day weekend. Patricia and I joined Heinz and Alice Hoenecke and their sons and families for a couple of days at the Las Arenas Resort, which is about an hour drive south from La Paz. We had some great fishing on fly and conventional tackle, including a marlin and two dorado by Heinz, a sailfish by Patricia, rooster fish, bonita, bass, and a variety of other species. I am now in the market for a 12 wt. after watching the relative small bonita double over a stout Sage 10 wt. I borrowed from Heinz. Tom Lucas also had a great time fishing out of Loreto the same weekend, and I'm sure we'll get a story from him about his adventure. I feel like I am the last person to discover fishing in the Sea of Cortez, but for those of you that have a tough time stomaching the ocean, but want to do some ocean fishing, this is the ticket!

‘Til next month, remember that this is a fly fishing club—go fish! 🎣





## Annual Raffle continued from page 1

nies, **Sherry Brainerd**, ticket puller, **Patricia Case**, recorded winners, **Mike Grundler**, prize runner, **Mona and Sam Morobello**, silent auction, **Warren Lew**, rented ticket drum, and **Gordie Zimm** and **Shelly Wagner**, ticket sellers. A big thumbs up to all of them. 🍷



*Clockwise from upper left: Sherry Brainerd making sure the tickets are properly mixed up, table of prizes ready for inspection, good crowd as usual turned out for the raffle, a "motley" crew of old timers line the bench, silent auction table.*





## Dams and Towboats Make Life Hard for Fish

### SURFING THE WEB OF SPORTFISHING

**MAGAZINES.** A lot of information and good stories about fish and fishing, and fish biology, are available in sundry sections of many of the mags. And, occasional reports of scientific experiments and their findings are published. All in all they make good reading. At least I find it far more so than most of the stuff on TV and computer screens. One I found was about the beneficial removal of dams that shouldn't have been built in the first place (*Flyfisherman*, May 2000).

More than 465 dams have been removed from U.S. rivers but there are 75,000 others, 6 ft and higher remaining, and tens of thousands of smaller ones according to estimates published in *American Rivers* mag, but less than 1% of US dams are under consideration for removal. These are guilty of various offenses: blocking of salmon and other anadromous fish spawning runs, warming of flows, obstruction of nutrient movement, gravel and woody debris movements, and lowering of dissolved oxygen concentration. Also, limiting access for the public is common. Not all dams are bad, though, they have created some of the finest tailwater trout fishing in the U.S. According to *American Rivers* mag., the cost of removing dams often is far less costly than repairing them; the mag has reported that removal of Calif.'s Butte Creek dam caused an increase in returning endangered Chinook salmon from 14 in 1987 to 20,000 in 1999.

Even the U.S. Marine Corps is into the removal act, and got practice handling C.4 plastic explosive while helping remove the Rains dam, North Carolina. This removal

unlocked 49 miles of spawning and rearing habitat for six anadromous species:

alewife, American and hickory shad, Atlantic and shortnosed sturgeon, and striped bass. Private company removed the rubble and restored the stream to a semblance of its original state of about 78 years ago.

Fish have a hard life, aside from restrictions by dams.

One hard life (for some) is created by puller-pusher types of barge towboats.

This traffic is increasing yearly on many large rivers and is becoming by far the cheapest form of transportation but costly to fish. An average large towboat uses a 9 ft propeller; one that size bores a large hole in the water and sucks in nearby fishes, killing or maiming most of them. Oddly, no study has ever been made on the subject. But, with rapidly increasing barge traffic, using larger boats and larger propellers, the U.S. Army Corps of Engineers wants to have some facts.

So, biologists will pull tow nets behind large barges, essentially sharing the prop wash, and analyze the data. Initial tows have revealed dead catfish and other game fishes: gizzard shad, small mouth buffalo (a carp-like large fish), and shortnosed sturgeon.

It is estimated that for each 1.6 miles a towboat travels, its prop and prop wash will kill 9.5 shad, 2.4 sturgeon and buffalo. Multiply these small numbers by the millions of miles of the many tow boats travel each year. Choose whatever number of years you wish and you come up with lots of dead fish. Populations of all fishes will be in trouble as well as the sportsman trying for greatly reduced numbers of his favorite fish. All part of the cost of living

in an overcrowded world, wherein both fish and humans suffer.

**THERE COMES A TIME IN THE LIFE** of every fly fisherman when something must give. I have long ago reached that point but refused to admit it. I now **MUST** admit it.

I have far too many fly fishing-type mags piled here and there and I must start disposing of them (I can't bear to say "get rid of -or throw away"). I know, I could take them to a used mag dealer for a few bucks, but I'd rather have fly flingers make their selections for enjoyment than for profit.

So, at the July meeting (and no doubt subsequent ones) I will have a few bags of mags spread on a table. Issues not selected will be given to the Vet Hospital, La Jolla.

**THERE ALSO COMES A TIME** when certain pleasures must be surrendered, or that a person requires assistance in enjoying.

Specifically, I should (soon must) resign my pleasant appointment as representative of the SDFF to the SWC/FFF (Southwest Conference of the Federation of Fly Fishers). SWC/FFF is an organization of southern California fly fishing clubs (about 20 presently) affiliated, in part, with the FFF.

Besides being a bunch of nice guys dedicated to the improvement of fly fishing, fresh or salt, from about King's Canyon on south the Conference meets quarterly at one of three places: The Pasadena or Long Beach Casting Clubs, or the His and Hers Fly Shop, Costa Mesa.

Meetings are on Saturdays and last from 0900 to 12-1300. Coffee and rolls are usually served. If any of you are interested in appointment to a pleasant task, call me.

continued on page 5



BOB WISNER





JACK BENTLEY

**Any Questions?  
Call Jack Bentley at**

Bob Wisner

continued from page 4

#### IT'S SUMMERTIME ON OUR

**LOCAL** lakes and it's too warm for trout plants, excepting Cuyamaca, possibly. But, its bluegill-crappie time. They're not as large as our planted trout, but I question if you want to tie into 15-inch bluegill. It's a shame they don't get that large but as 15-inch 'gill will keep you occupied for a pleasant while. (P.S. If you know of a lake with a few 15 inchers in it, PLEASE inform me and haunt it yourself.)

While scanning old fishing mags I stumbled on an article telling how to catch bluegill and crappie. Since crappies are not prominent sport fishes locally, I'll concentrate on bluegills. A lot of 'gill how-to depends on how you're trying to fish for them - ranging from wading, float tube, or boat type, each can require slightly different approaches. The important thing is to go light as possible, like 0 to 3-wt flyrods, or long and whippy cane, or fiberglass, resin or graphite telescoping poles and about an equal length of light line. Use very light leaders and tippets and fine -wire gold hooks. Bluegills can be spookier than trout. The very light hooks are to keep from mangling your bait during affixing, and do minimal damage to small (throwback) fish on extraction. Now you're ready to fish but to paraphrase the French, "Cherchez la

## New Mexico on the Agenda for the Fall

*San Juan River Trip October 8-13*

This is a great trip, beautiful scenery, low water, easy wading, and everyone catches fish. **\$IGN UP EARLY.** An early committment will lower your cost (Paul Mitchell and Lynn Atnip are helping with the planning). Call Jack Bentley for details at

'gill,". Big ones are hard to find after they've left spawning sites. A good place to start is in deeper, cooler water, usually at drop-offs to deep water. They also suspend at times. Cast as you go till you take a good one, then throw over a marker-buoy; usually there are more like your good one down there. And remember to try nearby weedy areas at dusk. So, if you find a good drop off near good weed cover, haunt it while giving praise and thanks to any and all gods for so blessing you.

E'gads, I almost forgot to mention baits. Here, there's a basic rule - if it looks like food and moves, big 'gills are interested. Size is probably the restrictive factor-like 6-12 gage hook size to size of fishes in the school you're working. "Wet flies that resemble aquatic organisms are good (a wide choice.); just get them down where the fish can see them.


Surface poppers, early and late, but can work all day among lilly pads. Again a wide choice of size and color. Experts use any color, many preferring yellow. Keep casting and burbling your popper and you may soon revert to "catch and release".

Small lead-head jigs are OK but work best with crappies in brushy areas, above surface or submerged.

Natural baits (live or not) pose a problem - mostly of availability or selection. There are lots of them -worms, grubs, leeches, various aquatic larvae - what's available. "Jiminy" cricket (live) is one of the best.

A problem is to keep a big "gill from sucking off the hook without feeling the point. Cricket "stealing" is a real pain. A good way to minimize theft is to run the fine wire hook through the firm wing-case then turn the point and imbed it in the soft belly of "Jiminy" (where the problem started); Your hooking success should soar.

Earthworms (nightcrawlers of moderate size) and most any worm that wiggles on the hook. If you can find them, catalpa worms are magical. Thread one inside out and hang on to your rod. They are guaranteed to make you a believer in the efficacy of catch and release, unless you've got a big fish sack and strong arms. A tip on nightcrawlers and large garden hackle -don't leave a long dangle. Blue-gills, large and small, will nibble off little bites right up to the hook. All you'll see are tiny twitches of the bobber or line at surface entry. Remember, if your bait isn't active, twitch it a bit.

This bait is more suited to crappies, but will work on big "gills. Take a clear-glass gallon jug, fill it with clear water and place a dozen or so 1-3 inch minnows in it, all this after you've located your crappie school and your supply of minnows is cared for in your boat. Remember, minnows need oxygen, so don't over load your jug. Lower your jug to where you know the crappies are, then lower a minnow-baited hook to that level. This worked fine, summer and winter (ice fishing) in Indiana in my "Kid" days. But, be careful out here. It could be illegal. I've never done it.. 



## And The Winner Is...

Actually, there were a lot of winners in this year's Annual Raffle. However, the following people were not present to receive their prizes:

**David Collins**—Rainbow trout fly plate

**Jim Murphy**—Float tube

**Scott Johnson**—Box of 100 flies

**John Grim**—Binoculars

**Steve Gregowski**—Teeny gift certificate

**Bill Schrader**—Fly tying vise

Will the above people please pick up their prize at the office of

by July 31, 2000; the prizes will not be brought to any subsequent meetings.

After that date, all unclaimed prizes will be considered forfeited, and donated to the club for its use.

## Calling for Video Donations

A number of us have fly fishing videos that we will rarely look at again. Rather than letting them simply gather dust, please consider donating your videos to the club for the use of all the members. You will not only be sharing your videos with others, but saving the club the money it would otherwise have to spend improve and expanding its video library.

## Say What?

Confused about those Latin names for all of those aquatic insects? Here is the skinny on the most common names both scientific and common.

SCIENTIFIC NAME	PRONUNCIATION	LOCAL NAME
<u>Ephemeroptera</u>	Eh-fem-er-OP'-tera	Order: <u>Mayflies</u>
Ameletus	Am-a-LAY-tus	Brown Dun
Rhithrogenia	Rith-row-GENE'-ee-uh	March Brown
Epeorus	Ee-PEE-or-us	Sulphur
Baetis	BAY'-tis	Blue Wing Olive
Paraleptophlebia	Para-lep-toe-FLEA'-bee-uh	Mahogany Dun
Drunella Grandis	Drew-NELL'-uh, GRAN'-diss	Green Drake
Ephemerella Inermis	Ephem-ur-ELL'-uh In-ERM'-is	Pale Morning Dun
Callibaetis	Cal-uh-BAY'-tiss	Speckled Wing
Siphonurus	Sif-la-NUR'-us	Gray Drake
Heptogenia	Hep-tuh-GENE'-ee-uh	Blue Wing Olive
Trycorythodes	Try-core-uh-THO'-dees	Trycos, white winged blacks
Pseudocloeon	Soo-doe-CLOE'-ee-on	Tiny Blue Wing Olive
Hexagenia	Hex-uh-GENE'-ee-uh	Big Yellow May Fly
<u>Plecoptera</u>	Pleh-COP'-ter-uh	Order: <u>Stoneflies</u>
Capnia	CAP'-knee-uh	Little Winter Stonefly
Isoperla	Eye-so-PURR'-luh	Little Yellow Stonefly
Calineuria	Cal-uh-NUR'-ee-uh	Golden Stonefly
Pteronarcys	Tare-uh-NAR'-sis	Giant Salmon Fly
<u>Trichoptera</u>	Tra-COP'-ter-uh	Order: <u>Caddis Flies</u>
Rhyacophila	Ry-uh-COAF'-a-luh	Green Rock Worm
Hydropsyche	Hy-dro-SY'-kee	Net Spinners (Spotted Sedge)
Brachycentrus	Brack-ee-SEN'-trus	Tube Case Caddis
Hydroptila	Hy-DROP'-til-uh	Micro Caddis
Glossosoma	Gloss-uh-SOH'-mah	Turtle Case Sedge
Dicosmoecus	Dy-kos-MEE'-cus	October Caddis
<u>Diptera</u>	Dip-TERA'	Order: <u>True Flies</u>
Chironomidae	Ky-ro-NOM'-uh-day	Midges
Tipulidae	Tih-PUL'-uh-day	Crane Fly

## JULY CALENDAR

**PROGRAM MEETING-10th**-Monday, 7:30 PM, Will Bauer, Permit on the Fly.

**CUTOFF DATE FOR FINNY FACTS ARTICLES-14th**-Friday, Send articles to: Rose and Roger Yamasaki,

**BOARD MEETING-** Held the last Monday of each month at 6:30 PM at the offices of Call Pat Case to make sure meeting hasn't been postponed. All are welcome.



---

## San Diego Fly Fishers Week-end Trips 2000

<u>Trip Description</u>	<u>Length of Trip</u>	<u>Date of time of Year</u>	<u>Trip Leader</u>
San Diego <b>Lake fishing-Bass</b> Lower Otay at the Concession Stand	One Day, Saturday	June 10 <sup>th</sup> 6:30 A.M.	Ed Velton
<b>Surf fishing</b> in San Diego Location to be announced	One Day, Saturday	June 17 <sup>th</sup>	C.T. Reinert
<b>Bay fishing</b> , Glorieta Bay	One Day, Saturday	June 24 <sup>th</sup> 7:00 A.M.	Todd Shetter
<b>Eastern Sierra</b>	Weekend	September 22 <sup>nd</sup> to 24 <sup>th</sup>	G. Gates

If you are interested, call either George Gates or the Trip Leader.

### Equipment requirements:

#### Bass Fishing

- Float Tube
- 6 wt. Rod with both a sink line and a floating line if possible
- Tippet material in the. 8 to 10 lb. range, plus some 20lb. for a butt section
- Fly's, woolly buggers in any color you like, but definitely some green, black and brown.
- Poppers for service fishing.
- Fly's should have weed guards if possible.

#### Surf Fishing

- 6 or 8 wt. Rod with sink tip line
- 6 to 10 LB leader, non tapered, six feet in length
- Fly's include: surf perch size 6 & 8 and deceiver patterns 1/0 to 2/0



---

# FLY OF THE MONTH

It's grasshopper time. Fishing is at it's best when the hoppers are working. I find nothing more exciting than having a large trout come up and attack my grasshopper as it floats down the stream. Another reason I like hoppers is that presentation is not critical. You want to make the hopper smack the water – you want it to sound like the real thing. Casting you hopper onto the opposite bank and then flipping it into the water works well.

This fly was featured in Dec 1998 (wrong time for this pattern). I thought this was a good time to repeat. Every fisherman (fisherperson) should have a supply of hopper patterns in the fly box from late July through September. They are great on a windy day!

## PARACHUTE HOPPER

Hook:	Tiemco 5212 Size 8 to 16
Thread:	Primrose or light yellow 8/0 or 6/0
Parachute Post:	White calf tail
Hackle:	Grizzly – parachute style
Body:	Pale grayish yellow dubbing or color to match natural
Wing:	Section of mottled turkey wing treated with Dave's Flexament or acrylic spray
Thorax:	Same as Body
Legs:	Knotted pheasant tail fibers or rubber leg material



1. Wrap thread from the eye to the bend of the hook. Cut a bunch of calf tail – clean out the short hairs and even the tips (Poly yarn can be used rather than calf tail) Tie the hair on top of the hook at approximately the 1/3 point with the tips forward over the eye. Trim the butts to a taper.
2. Hold the hair upright and take a couple of wraps around the base, pull the hair into an upright position. Wrap around the hook shank behind the hair holding the hair in the upright position. Cover the butts with thread and cement them with head cement.
3. Start at the front of the body just behind the upright hackle post and dub to the hook bend and then back to the starting point. The dubbing should be applied so as to create a fat body imitating the natural.
4. Cut a section of the treated turkey feather and secure just behind the post and extending about half a shank length past the bend of the hook.
5. Tie a leg to each side of the body just behind the post. Trim them to size.
6. Wrap a thread base around the post which will serve as a base for the parachute hackle. Dub over the thread wraps tying on the wings and the legs.
7. Tie in a single grizzly hackle in front of the post with the shiny side facing up. Fill the space between the hackle post and the eye with dubbing.
8. Wind the hackle around the post with each wrap under the succeeding wrap. After winding the hackle down the post tie it off and trim the excess. Whip finish and cement.





## Eastern Sierra Fishing in Full Swing

Howdy friends and Sierra Drifters!

**Upper Owens River:** Good.

Greetings from the Eastern Sierra. Hope this report finds you all healthy and happy.

This is a great time of year to visit the Eastern slopes and valleys of the Sierra Nevada Mountains. The pines, aspens, and cottonwoods are fully dressed and brilliant green, wild flowers are abundant and blooming everywhere. After-noon air temps are in the 70's with AM lows above freezing most days. The high country is still quite covered with snow-pack, offering a beautiful contrast to the crystalline sky.

Most of the creeks and drainages are still flowing at high levels due to snow melt from the upper elevations. This will continue for a spell. All of the easily accessible lakes in this area are fishing very well, and are open and ice free.

Best fishes, hope you all get the opportunity to visit this area soon.

**Lower Owens River-driftboat section:**  
Go elsewhere.

Flows continue to be very high. 450-600cfs. depending on So-Cals water needs. Fishing will be tough during this period of time. You can still get away with heavy sink tips for fishing streamers or a couple of BB shot and a large indicator while nymphing. Dry fly action has been slow, with some caddis activity on the wild trout section late afternoon. It is hot in Bishop, wear a portable A/C unit if you fish this area.

### SIERRA DRIFTERS



**TOM LOE**

I enjoy this spring creek very much. We have been doing good on numbers here as of late, however the size could be a little better. Some of these little critters have a hard time pulling down a size 12 dry fly used as an indicator.

They are the previous falls spawn.

Some late spring spawners are still holding over and are providing big fish excitement. There is a good population of 6"-10" fish that will keep you busy on most every bend here. Caddis imitations are doing the trick for us. I am using a large dry and a olive larva pattern as a dropper. Fish upstream and keep your flyline off your drift. There are very few people fishing here as of late. The river above the confluence of Hot Creek is clear and the flow levels about normal. Please be very careful not to harm these "Peanuts". Take time to insure a proper release. Avoid touching these little dudes as much as possible. Thank you.

**East Walker River:** Excellent.

Yours truly took some of his own advice recently and met a 22" 4+ lb. brown. Flows are currently at 208 cfs. They have been vacillating a bit, but seem to be staying below 220 cfs. This is my personal choice in the area for wading as of right now. Caddis, and mayfly imitations will all get bit. The deep holes will need some extra weighting to get to the "SHAQ-BOWS", but you will find a dry and dropper combo should do the trick in most stretches. Small dark caddis in the a.m. and again in the evening will get you good surface activity. There are new regulations

here as of this season, Artificial barbless flies and lures still apply, however you can only possess (should you choose to do so) one fish over 18". These are the toughest fighting river or creek fish in the Eastern Sierra. Check this out before the flows get to high.

**Crowley Lake:** Good.

So far this is the place to be for consistent fishing. There have been some off days due to "wind events" and algae bloom. The lake surface temp is very warm for this early. 68 degrees on many days this week. The weed beds are forming rapidly and are thick in about 5'-9' water in McGee and the north arm of the lake. The big news here is the average size of the fish. 14" and about 1.3 lbs. Many fish in the 17" range are also being photographed. We are mostly fishing with chironomids. Some larger fish are being taken on olive streamer patterns while engaging in a strip/troll retrieve. The lake has been crowded on the weekends. TUBERS, wear something brightly colored if you plan on kicking off Sandy Point or in the north arm. Unless of course you would like to become a bow ornament on a ski boat. The water skiers are out early and you need to be seen for your safety.

Kevin Faughnan of Simi Valley, Ca. took a trip on the Fish Magnet and landed a beautiful brown while fishing chironomids at Crowley Lake.

Clarence Stephens of Cerritos, and Andy "big brown" Rachal spent a day on Crowley and nailed "twins". Both gorgeous browns on a midge pattern.

Check out the pics on our website at <http://sierradrifters.com>

**Bridgeport Reservoir:** Good.

The lake is starting to weed up, however it is still plenty fishable. Reports of big

continued on next page



browns keep coming in on this lake. Most of them by trollers using Rapalas. Big streamer patterns trolled or stripped will get these fish. I like the area near the inlet of the East Walker by the airport or near the public access site at the north end of the lake.

**Mammoth Lakes Basin:** Good.

Plenty of hatchery fish and spiced up with some large Alpers planters make this a good bet if you want to fish an alpine lake and do well. Spruce flies, black crystal buggers, hornbergs, will take fish in this area. Make sure you get the fly down to the fish. Full sink or heavy, long sink tip lines are needed to do this.

**Bishop Creek/Lake Sabrina, South Lake:** Good.

If you do not get the wind, it has been good here. The creek is still very fishable and is being planted weekly with Alpers and D.F.G. catchables. The lakes levels are rising and this will improve the fishing as time goes on. Troll olive and black streamers with some crystal flash in the patterns and you can expect action. Remember to get the fly down in the water column by using sinking type fly lines.

**Rock Creek/Rock Creek Lake:** Very Good.

My personal choice for a day in a tube on an alpine lake. Good numbers of catchables to be had here. There is also a good population of wiley browns that from time to time get very aggressive near the inlet on the south end of the lake. Troll/strip spruce flies or black crystal buggers with sinking tip lines along the drop-offs near shore. If you find some fish, stay in that area. They really "pod up" here. Rock Creek is high from run-off but is still fishable in the pools and softer water. Hike down to the ponds below the lake. There are lots of small eager bows and browns down here that take Adams and Humpies with gusto.

**Guide Tip:** Fighting big fish...

It happens alot. Holy, blankity, blank, blank, look at the size of that monster!!! Seconds later it is all but a bitter memory. The angler stares glassy eyed at the limp fly line that is more times than not, wrapped several times around his or her body (or mine). The flies long gone after a short interlude.

When playing a large fish it is very important to let the drag do its work. With very few exceptions fly reels do not have an independant drag mechanisim. If you lock down on that reel handle, the spool will not turn, hence...snap, crackle, pop, goes the tippet, or the fly gets torn by excessive force from its hook set. Pre-set your drag tension before the battle starts, there is very little need to adjust this ever. Do not touch the reel handle when the spool is turning. Modern drag systems do not require palming of the reel spool. Let the fish run!!!

Keep your rod tip as perpendicular to the water as possible. The rod is nothing more than a spring (a very expensive spring I admit), if you lower the tip parallel to the water surface it loses its ability to absorb the energy the fish is putting against the line.

A little trick to keeping your rod tip high during a long tug-o-war, is to place the butt of the fly rod directly under and in line with your lower fore-arm. This gives added leverage to the rear section of the rod allowing you to rest your wrist.

Dealing with mended or slack line during the initial stages of the battle. The education of your control finger can be costly. The control finger is crucial to the initial stages of the battle. The transition period between the hook set and putting the fish entirely "on the reel" is where I see most large fish "SPIT THE HOOK." Keep that fly line between the cork or handle, and your index finger at all times. Do not lose control of the fish and tension

on the rod by allowing the fly line to slip off your control finger.

Spinning the spool. If you have a lot of mended or slack line either at your feet, in the water, or in a stripping basket you can rapidly recover this by taking your stripping hand and palming the front of your reel spool and spinning it with short chops in the proper direction. Keep your control finger firmly on the line at all times. Let the last 12" of slack slip out quickly. Do not try and reel this last bit of line on, a sudden surge by the fish could end the battle right here. You can recover large amounts of line quickly using this method and thus get the fish on the reel much more efficiently. Use the reel folks, the reel drag system has no emotion.


Read the line direction. Anticipation prior to reaction will land you more big fish. Watch the line in the water, read its direction prior to the rod loading or unloading. Apply side strain by keeping tension in the opposite direction the fish is headed. You can stay well ahead of the fish this way.

Big fish in a river. Have a fight plan. If you suspect a big fish lives in that deep hole under that log, trust yourself, be ready for his take. Study the streamside and snags in the pool before your cast. Have a fight path worked out in the event you hook "TROUTZILLA."

Proper release. After a long battle, large fish build up tremendous amounts of lactic acid in their muscle structure. Keep them in the water, and spend extra time reviving them fully before your release. If you must take a picture do so quickly and by all means have the camera ready before removing the fish.

Hope this will assist in preventing any L.D.R.'s (Long Distance Releases).

Be the fly...Tom Loe, Sierra Drifters Guide Service

760-935-4250 



*A series of articles on who we are, what we do, and how we operate.*

## How We Operate: *FINNY FACTS*

*After Many Hours of Frustration the Newsletter Finally Goes Electronic*

**H**opefully by now you have noticed a change in the San Diego Fly Fishers newsletter. President **Patrick Case** has made it a point to improve the quality of the newsletter by going fully electronic and saving some publishing costs to boot.

What do we mean by going fully electronic is that everything that goes into the *FINNY FACTS* will be digitized either by electronic text files and/or scanned graphic files. A fully electronic copy of the *FINNY FACTS* now goes to Postal Annex where it is reproduced on a high resolution printer instead of a copy machine. This means a much better quality output as you can see from the last few issues.

But the improvement in quality has not come easily. There has been a terrible learning curve in achieving this changeover. Many, many frustrating hours of experimentation, miscommunications, errors in judgement, and one computer crash later, we have the newsletter before you today. There were times when I did not believe we would be able to do it. But persistence had paid off. A BIG THANK YOU goes to **Helen Grundler** and **Bob Wisner** for hanging in there. For those of you who may not know, Helen supplies the mailing list for the labels that go on the newsletter; and Bob puts the labels on the newsletter and sorts the addresses by zip code as per requirement of the US Postal Service. There is a lot more to publishing your newsletter than you might think.

Well what does this all have to do with you? All of you who have been gracious enough to contribute articles, notices,

announcements etc. for the newsletter please take note of the following requirements for future contributions:

**1. For simple text files without photos or detailed graphics please send in typed via regular mail or E-mail. The preferred format is 12 point times roman in Microsoft Word. But other formats can usually be converted. (An example of this type would be the President's Message or Bob Wisner's articles).**

**2. If you have an article that includes photos, please include the photos separately from the text. It is easier for me to take the raw text and photos and format the article from scratch rather than having you do it. This will maintain consistency in all newsletter articles. Once again you can send this to me via regular mail (I will return your photos if you request) or you can E-mail scanned photos to me in jpeg format (although other formats can be converted). (An example of this would be the Fly of the Month or Ed Velton's Warm Water Bucket articles).**

**3. If you have announcements that have special graphics you can format the whole page(s) with the understanding that I will scan in what you send me. Be aware of the quality of a scanned page may not be what you expect. (An example of this would be the thank you letter from Trout Unlimited or the raffle**

**announcement of the Henry's Fork guide trip).**

**4. If your submittal does not fit into any of the above categories, don't worry we will work it out. Nobody's contribution will be refused.**

And we thank you for your support.


### FLY CASTING AT LAKE MURRAY

The trout season is in full swing in the sierras. Or how about some local trout/bass fishing. Want to learn to flycast or just improve your skills? Join the San Diego Fly Fishers every Sunday morning from 9 AM until noon.

(See map on back page for location).







## CASTING TIPS with CHARLES JARDINE

I contemplated long and hard exactly what topic to tackle this month. Then it came to me: or rather the deluges of rain, a wind that ripped the blossoms from the trees, and the delicate wafers of snow - yes snow - that pirouetted from the skies more or less suggested it. It is roll casting.

How often (now let's be honest here) do we consider a roll cast as something other than just a precursor to another cast in our casting repertoire? And yet there it is, the only cast (as far as I am aware) that we can actually stop, at any point, and check to see if we are doing the thing right. The only cast (as far as I am aware) that does not need very much line behind the rod to fully load the rod. Certainly, the only cast that will form the basis of Spey casting. Come to think of it, the roll cast is also the only cast that I know that will tackle those horrid trout. You know, the ones that stubbornly sit under tree branches, under bridges and other canopies. They smugly smirk at our futile attempts at reaching them with our flies. Attempts of either emulating a fruit bat, by hanging from a branch poking our rod and line uselessly through the foliage down to the water, or festooning the neighborhood with our painstakingly crafted bits of fur and feather with well directed casts into the trees.

Nope. Learn to roll cast. It's far easier.

The glorious thing about a roll cast is that just about anyone can do it. All you need to do is waggle some line onto the water (technical term), and push the rod tip over to your down-wind side to steer the line away from the body. Then ease the rod tip

back so that the line follows: if it's windy (blowing from behind) or you adopt Lefty's style just jab the rod tip back to position the fly line. Anyway you can, position the line behind the rod. But leave some on the water too because the water surface is your launch pad. You cannot make a roll cast without some line adhering to the water. This adherence is what the aerialised line and rod will generate energy from.

You will know when you are ready to make that forward movement. With the rod and line positioned to your side (as you look) the whole affair will look a bit like, a slightly tilted capital letter 'D' - the rod being the up-right the line being the curve and the line on the water a long tail.

Your hand position at this point should be about in line with the corner of your eye.

Now all you have to do is hammer a nail into a wall opposite with your rod tip (metaphorically speaking!). The forward movement needs a bit of firm tap, often firmer than you might imagine. You will then find the loop (the tilting 'D') will pitch forward, roll and carry the line resting on the surface with it. Job done.

Executed properly, the whole cast is created mostly in front and in the air. There is popular misconception here that the roll cast does just that: roll along the water surface. Not so. For a high roll: aim the tap high. For a low roll: aim the tip lower. Simple. Remember if it goes wrong: stop! Check the hand position, the rod angle and line curve - form that tilting 'D' and try again. Remember: if you aim

the cast at the surface that's where it will end up - prematurely!

It is, of all the casts, one of the most therapeutic. If you have had a bad day, a row or your best dog has eaten your favorite rod (this has happened!), get the rod out and make a few really firm forward roll casts. You might not catch any fish, but you'll feel a whole lot better.

The roll cast is also a lovely introduction to how a rod and line behaves for newcomers - and the very young especially.

Which brings me back to wind, snow and horizontal rain. There I was, on one of our larger lakes wearing line and leader rather like a somber be-decked Christmas tree. I was not in the best of moods. The wind was making a total nonsense of using my conventional still water leader of twenty plus feet - yes I did indeed type 'Twenty +' -- the whole episode was, well, ridiculous. But the fish were there: you just knew it. So then I thought: "Roll cast!"

So I did just that. Waggled some line on to the surface, made one roll cast to straighten the whole leader set-up, another to get into the belly of the line one lift, a quick overhead cast and out and fishing. Job done. And, I am glad to say, the odd fish was caught and played from a seemingly hopeless position.

I must tell you about shovel casts: perhaps that should wait till next month. May your loops be ever tight and wind knots few!

(by Charles Jardine of Wales for the FFF ClubWire Email NewsWire)



# sunGrubbies



30+SPF

## Sun Protective Clothing

~ Fly fishing shirts, hats, pants, ~  
kids clothes and more!

For a free brochure call  
Toll free: 1 (888) 970-1600  
or visit our website

**www.sungrubbies.com**



We help you fish for hours...  
cool and protected.

*Great for gifts!*

## We Still Need an Ad Man or Ad Woman

The San Diego Fly Fishers is looking for a member to step up and take the chair of the Advertising Committee Chairperson. This person would be responsible for generating revenue for the Club through advertising in the *FINNY FACTS*. It's actually a really easy job as the advertising rates were previously determined and approved by the Board a number of years ago. They might need to be adjusted, but that should be easy to do.

If you are interested in doing your part to help the Club in an easy way, contact our Club President Pat Case.

## STROUD TACKLE

*Complete Fly Shop*



### • Cortland

- Loomis
- Orvis
- Sage
- Fly Tying Materials
- Fisher
- Hardy
- Powell

### *San Diego Fly Fishers Headquarters*



1457 Morena Blvd  
San Diego, CA 92110  
(619) 276-4822

**Proprietors**  
**Eileen & Bill Stroud**

### LIFE MEMBERS

Gordon Foster (in memoriam), Bill and Eileen Stroud, Bernie Hammes, Hugh Turner, Nancy Pitts, Bob Wisner, Ken Armer, Glen Paul, Betty Coram, Ned Sewell, John Kasten, Leo Bergevin, George Beach, Bob Camp, Marvin Darling, Gene Jerzewski, Oz Osborn, Robbie Robinson, John Gauld

### HONORARY MEMBERS

Jim Brown, Louisa Kassler, Hugh Marx, Randy Ford, Allen Greenwood

Winners of the:

### GORDON FOSTER MEMORIAL AWARD

For unselfish and outstanding service  
to the fly fishing community

1991-Ned Sewell  
1992-Bob Camp  
1993-Bill & Eileen Stroud  
1994-Ed Velton  
1995-Bob Wisner  
1996-Gary Hilbers  
1997-Jack Bentley  
1998-Gordie Zimm  
1999-Gretchen Yearous



**SAN DIEGO FLY FISHERS  
2000 OFFICERS**

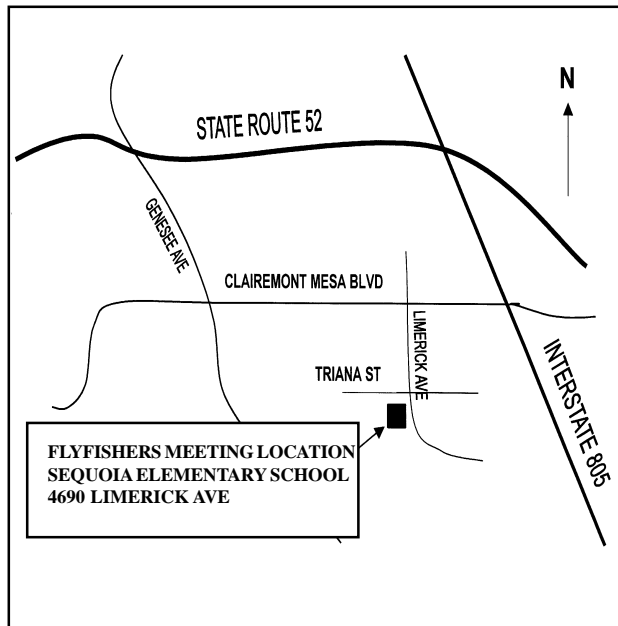
President- Pat Case  
1st VP- Jim Tenuto  
2nd VP- Sherry Brainerd  
Treasurer- Warren Lew  
Secretary- Nancy Fletcher

**DIRECTORS**

Patricia Case  
David Collins  
Helen Grundler  
Lane Pearson  
Steve McGowen  
Al Sorensen

**COMMITTEE  
CHAIRPERSONS**

Conservation- Sherry Brainerd  
FFF Southwest Council-  
SDFF Rep. Bob Wisner  
Fly Casting Clinic- Ned  
Sewell and John Kasten  
Fly Tying Clinic- Gary Hilbers  
Membership-  
Helen Grundler  
Member of the Month-  
Warren Lew, Howard  
McCluan  
Monthly Weekend Outings-  
George Gates



Newsletter CoEditors-  
Rose & Roger Yamasaki  
5415 Lodi Place, San Diego  
92117,  
E-mail:

Programs- Lane Pearson  
Publications & Club Biologist-  
Bob Wisner,  
Jack Fletcher, Bob Losey

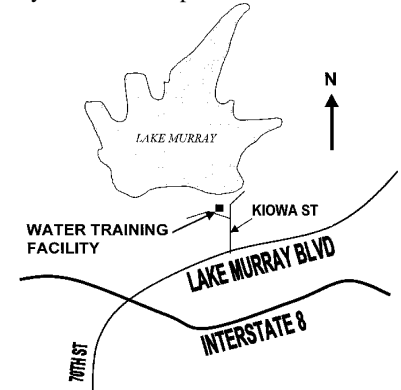
Raffles- Pat Case  
Refreshments-  
Vernon Wescott  
Rod Building- Tom Smith  
Trips-  
Jack Bentley,  
Video & Library-  
John Gauld,  
Web Page- David Collins  
Women's Education Focus-  
Gretchen Yearous

**FREE CASTING LESSONS  
EVERY SUNDAY 9 AM--NOON**

Join us at Lake Murray to cast or improve your skills. Free instruction is available. Bring your own equipment or use the club equipment, available from one of the instructors.

**DIRECTIONS--**

Take Interstate 8 to Lake Murray Blvd. Go north on Lake Murray Blvd. to Kiowa Drive. Turn left and look for people casting just as you enter the park. That's our bunch.



Meeting Place for Workshops

SD Water Training Facility. Just before entering Lake Murray, turn left off Kiowa and go through 1st gate to 2nd gate. Turn right before 2nd gate.

San Diego Flyfishers Headquarters  
Stroud Tackle  
1457 Morena Blvd.  
San Diego, CA 92110  
619-276-4822



**San Diego  
Fly Fishers**

SINCE 1962

1457 Morena Boulevard  
San Diego, California 92110  
www.sandiegoflyfishers.com  
619.276.4822

*Official Chapter of  
Federation of Fly Fishers*

**NON-PROFIT ORG.  
U.S. POSTAGE PAID  
SAN DIEGO, CA  
PERMIT NO. 40**