

FINNY FACTS

Archived version

JUNE 2009

San Diego



Fly Fishers

Cleaner Water. Brighter Streams. Better Fishing.

Volume 14, No. 6

2009 Raffle and Silent Auction!!!

It's finally here - our 2009 Raffle/Silent Auction – and you don't want to miss it. We have over \$10,000 worth of fly fishing equipment, trips and services. Thank you to **Bill Stroud** for his many donations as well as all other donators. See below for a sampling of our prizes.

To entice you to attend, we have planned some special items only for meeting attendees. Each person attending will receive a door prize ticket, just for showing up – no purchase necessary! In addition to our raffle, throughout the evening, we will have door prize drawings for those holding these tickets. Door prizes will include a premium fly rod from Thomas and Thomas, a fly rod/reel combo as well as other prizes. All refreshments for this meeting will be free and **Maria Goldman** is getting some good eats. Finally, a number of premium raffle items, including the Grand Prize, will only be awarded to club members in attendance.

Be early, as the first ticket will be drawn at 7:30PM. Our MC this year is **Jim Tenuto**.

Just a Sample of Our Many Prizes

- Grand Prize*: Bamboo fly rod by **Jon Holland**, reel and gift certificate for fly line
- Pezon & Michel Bamboo Fly Rod from **Tom Lucas**
- Fly rods from Winston*, T & T, Abel, Sage, Powell, Redington and others
 - Fly reels from Lamson*, J. Ryall, Orvis, G. Loomis and Redington
 - Rod and reel combos
 - Patagonia waders* – ordered to your size
 - Chest packs, vests, fly rod/reel cases, wading staff, fly boxes, books, DVDs, etc.
 - Fly tying kit, Metz fly tying tools, fly tying table and other fly tying equipment
 - Local saltwater fly fishing trip on the Altair donated by Capt. **Louie Zimm**
 - 5 – Day all-inclusive fishing trip on private waters on the Big Lost River at the Bar 4-D Trout Ranch in Idaho donated by the Ranch
 - Additional freshwater and saltwater fly fishing trips
 - Glassware, pottery and artwork handcrafted by talented club members
 - Gift certificates to So Cal Fly Fishing Outfitters, San Diego Fly Shop, Lake Cuyamaca and other local restaurants and businesses

MEETING NOTICE

Monday, June 1, 2009

7:30 PM

Sequoia Elementary School
4690 Limerick Avenue
(See map on back page)

REMINDER

Volunteer hosts for this meeting
(report at 6:15 PM)

Dick Mount and

Lee Anderson

Thank You, Mona Morebello

continued on page 3

PRESIDENT'S MESSAGE: JUNE 2009

June is upon us and that means it's time for our Annual Fund-raiser. This year no purchase is necessary to win some very nice prizes.

Everyone attending this years event will receive one free door prize ticket. These door prize tickets will be drawn several times during the evening independent of the regular drawing. In order to win the grand prize and other premium prizes you must be a club member and in attendance.

There will be free refreshments for all attending. For more information see page 1.

If you did not attend last months meeting you missed a great presentation by Jim Sammons. Jim's knowledge and experience in off-shore

kayak fishing provided a very informative and entertaining evening.

I would be remiss in my duties if I didn't thank all of our great volunteers who participated in the Scout Fair. Bob Pharoah put together a fine crew to help those interested Scouts with their Fly Fishing Merit Badges.

Thanks to **Bob Pharoah, Allan Thompson, Don Smith, Larry Sorensen, Lew Walsh, Lucky Ketcham, Norb**

Spitzer, Rich Stobel, Richard DuBusk and Robert McKay participating Scouts received instruction in fly tying and knot tying, just part of the Merit badge requirement.

I would also like to thank everyone who manned the booth at this years "Day at the Docks". I have been told

attendance was better than last year and many people came by the booth and asked questions about the club and fly fishing. This year's "Day at the Docks" volunteers were **Jim Castelluzzo, Louie and Gordi Zimm, Barry Pechersky, Lee McElravy, Bob Stafford, Lucky Ketcham, Jon Hee, Shelley Wagner, Wesley Woll, and Wayne Allen.**

To all the volunteers, Thank You and Well Done!

For those members considering a large purchase of fly fishing equipment, SoCal Fly Fishing Outfitters has a deal for you! Peter Piconi has agreed pick up the sales tax on any sale in excess of \$200.00. This makes it possible to meet or beat many internet prices. The one thing that Peter requires is that you show proof of membership with SDFF. If you are considering such a purchase, please contact me I will provide you with proof of membership.



PAUL WOOLERY

**Buy Your Tickets
NOW!
The Big Annual Raffle
is Coming June 1st**



Annual Raffle June 1st

continued from page 1

- Special auction of a St. Croix fly rod/reel/line outfit for the **Eileen Stroud** conservation fund

Raffle and Silent Auction Rules (The Fine Print)

- *You can win as many times as you have tickets*
- *If you don't want a prize, you may donate it back to the club on the night of the raffle*
- *There will also be an exchange table for winners to exchange prizes with each other*
- *If you are not at the raffle and win a prize, you have until our September meeting to arrange to get the gift or else it becomes the property of the club*
- *A bid on the silent auction is firm*
- *If you cannot be at the raffle and wish to place a bid on a silent auction item, a designated proxy may place a bid for you, with a signed check in hand*
- *We will close out the bidding on silent auction items after fair warning*
- *If you are the winning bid for a silent auction item you must pay on June 1st (cash or check)*
- **Certain premium prizes, including the Grand Prize, requires club membership and presence at the June meeting to win. If your name is selected and you are not a member or not present, you will receive the next prize on the list (except in the case of the Grand Prize drawing since it is the last prize drawn).*

2009 SDFP Charters

Announcement: Nicholas Pratt and Gary Farrar have reserved two saltwater fly fishing charters with Paradigm Shift Charters, <https://www.paradigmshiftcharters.com/> that each have two spots available for SDFP club members. We fished with Scott Leon last year and found him to be an expert guide with excellent customer service and a terrific fishing boat. This is your chance to range offshore into the Pacific for a nominal price, have a good chance of catching big game, learn from a master saltwater fly fisherman, and meet SDFP members in action. The trips are already half full so call Nicholas at 619-232-5587 ASAP to reserve a slot if you are interested.

We have planned one offshore trip and one near-shore trip with dates with the highest probability of success, fewest competing boats on the water, and optimal tide conditions:

1. Wednesday August 12, 6am-4pm

- Full day offshore fly fishing for tuna (yellowfin, albacore, bluefin, bigeye, and skipjack), dorado, yellowtail, and marlin.
- Space for 4 anglers (two slots are still available)
- All fly fishing and conventional tackle provided if needed (you can also bring your own tackle).
- Expert service from one of Southern California's leading saltwater fly fishing guides.
- Cost of \$220 per person. \$110 reserves your space. Full payment is due by end of the trip.
- Call Nicholas at 619-232-5587 or e-mail nicholas.pratt@spamex.com to reserve your slot or with questions.

2. Wednesday September 23, 6am-1pm

- ¾ day kelp beds fly fishing for bonito and yellowtail and near-shore fly fishing for mako sharks.
- Space for 4 anglers (two slots are still available)
- All fly fishing and conventional tackle provided if needed (you can also bring your own tackle).
- Expert service from one of Southern California's leading saltwater fly fishing guides.
- Cost of \$165 per person. \$85 reserves your space. Full payment is due by end of the trip.
- Call Nicholas at 619-232-5587 or e-mail nicholas.pratt@spamex.com to reserve your slot or with questions.



Efforts to Save Our Local Native Trout; San Diego River Watershed Forum; Support Needed for Exclusion Fence

It has been a while since I wrote an update but we haven't been idle. Those of you who heard Allen Greenwood's brief talk before the April meeting know about his efforts to save our local native rainbow trout. There is only one indigenous trout from Sweetwater River left in the "steelhead" exhibit at Chula Vista Nature Center. Allen would like to expand the project to include propagation of the indigenous strains to be used to replenish local streams after devastating fires or other extirpation. This would require capturing some native trout from Pauma Creek. Chris McKibbin the DFG Wild Trout biologist (Chris spoke at our February meeting) is supportive and arranged for his crew to meet us at Pauma Creek on April 16. I would have been recruiting more club volunteers, but we only had a few hours notice and they already had a full crew. We electro-fished the lower 1/2 mile of Pauma Creek, hoping to get some native rainbow trout before the pools dry up. We didn't see a fish, but hope to try again later, at a higher elevation. I will keep you posted.

On April 24, Allen and I had the opportunity to address the first San Diego River Watershed Forum. 100 scientists, managers and politicians from all of the government and non government organizations that have a stake in the San Diego River watershed spent the day discussing the future of our watershed. Allen was able to educate some very influential people about the history of our indigenous rainbow / steelhead trout and solicit their support for restoration projects. I was there to speak about River survey and volunteer clean up programs, but I was able to get in some credits for our Sdff volunteers and a pitch to include fishing access venues in the River restoration plans.

Lisa Sims, Inyo National Forest Fisheries Biologist, has again asked for Sdff support in putting up the exclusion fence at Casa Viejas Meadow. This is an important spawning ground in the Golden Trout Wilderness and we need to get the fence up before the cattle are brought in for summer grazing, beginning in early July. The snow won't be gone



GARY STRAWN

until June, so our window of opportunity is narrow, particularly since I will be fishing in Colorado until June 25. I'd like to try to go up June 28, 29 and 30, but that precludes you folks that still have to work. If there is interest in pushing it out to Fourth of July weekend we could do that too. It is about a 5 hour drive and we will camp by the cars near the Black Rock trail head, above Kennedy Meadows. It is an easy 2 mile hike on a good trail, down to the meadow. It is above 8,000 feet so the hike back out is strenuous, but you can take your time. I am planning on two days so we have time to fish for these beautiful creatures, after working a couple of hours each day. Anyone interested in this project contact me at on the new Sdff web site bulletin board. If you can't make this trip, we will be going back up to drop the fence in September.



FIXING YOUR CASTING PROBLEMS

By
Gretchen Yearous

An article that I wrote in 1997 was published in the Federation of Flyfishers trade publication that back then was available only to those of us who are card carrying certified instructors. I have since learned that my article has been available on the website. So..... “Why not share it with our club?” was the question I was asked a few years ago by a couple of members. Well, here it is. The concept was to have instructors help students remember a quick check off list of the foundations of good flycasting when they were not happy with their casting results but are not in the vicinity of instructors, ie in the outback somewhere beautiful but the casting was awful. I hope this acronym **STEW** lessens the frustration and stimulates the recall function. Reviewing the basics from time to time isn’t necessarily a bad thing.

ENEMIES OF GOOD CASTING

The following is an acronym that helps the caster correct their mistakes without having the teacher at hand. Remember the word **STEW**.

You will find yourself in a **S TE W** with your casting accuracy, consistency, and distance if you forget the basics. Remember the following.

S – slack line on the water or piled line on the water or lots of slack line between your reel and fly prevents rod load. No load equals no shooting line on the presentation.

CORRECTION: Lower the rod tip to the water and pull in the slack line with your line hand before casting, or roll cast the line back out which removes the slack. Remember to start your back cast stroke with the rod tip closer to the water instead of starting the backcast with the rod at 10:00 or 11:00.

TIP – slack line is required for drag free floats in moving waters so how do you cast with slack in that situation? 1. Follow the correction above, or 2. single haul the line out with a firm speed, or 3. let the line go downstream and let the current take the slack out and then flip back upstream, or 4. single haul the line out combined with one false cast to get the rod loaded (even better with longer lines) and then present the fly. Try a single forward haul when the rod doesn’t load very well or double haul if you know how. (Lots of ways to get that fly back in the water and have good rod performance.)

TE TEMPO, RHYTHM, TIMING, PAUSE – Casting too fast or too slow will create poor line speed and rod load. Pay attention to the issues of power of application or otherwise called acceleration methods. Jerky style acceleration shocks the rod tip which translates to poor load. Breaking a smooth rhythm by hurrying the forward cast too soon creates all kinds of problems, i.e. for whipping off flies or splashing and plopping the fly on the presentation just to name a couple problems. The length of pause may not match the length of line cast.

CORRECTION: Make sure your casting strokes are faster at the stops but reached with a smooth seamless stroke. Do not slowly bring the rod to the 10:00 position and then whip it to the backcast stop. Practice experimenting with different speeds until you get the proper line response. Try false casting so that you can actually see how long the pause should be.

continued on next page



However long it takes for the line to nearly straighten out in front of you is the same length of time you wait on the backcast. This is a good visual for learning timing of pause. You can also look over your shoulder on the backcast and watch to see when the line is nearly straight to see when to start forward. Pausing too long will cancel rod load.

W – *wrist bend*. This is a controversial point among instructors nationwide. Apparently there are strong feelings about this issue. Some advocate addressing the wrist involvement and some do not even mention the wrist. Some just refer to arcs. The saying “**It’s all in the wrist**” can create nightmares when students take this too literally. I am going to address it up front as the wrist is part of the flyrod. A wrist out of control causes wide arcs which causes wide or collapsed loops. Is your thumb placement at the stop of the backcast parallel to the ground, pointing straight back over your shoulder? If so, you are bending your wrist too much on your backcast. The 10:00 and 2:00 are the foundation for controlled arcs which the rod requires to activate it’s spring.

CORRECTION: One method is to be sure to know where your thumb is pointing on your backcast stop. If your thumb is pointing past 1:30 or 2:00, your rod tip which has a long extension is in the wrong position. You can check this out of the corner of your eye. Look over your shoulder. Side arm casting can help you watch your wrist action. Horizontal casting can help tighten up those wide arcs. False casting can also help tighten up arcs. If your wrist seems too powerful because the hand does all the work when pulling the line out of the water, then try transferring the power to the forearm. Pick up the flyrod more with the forearm than all hands. There are wrist locking aids available for purchase. Put the rod butt into a single roll of the cuff of a long sleeve shirt which will automatically stop the rod butt on the backcast. It won’t be able to go further than the shirt allows. Bend the elbow with the rod pick up instead of just the wrist. The rod is an extension which is attached to the entire unit – wrist, forearm, upper arm, and shoulder. Another method is to allow no more than a 45 degree angle to the forearm at the rod butt.

The wrist doesn’t have to carry the entire line out of the water with longer lines. It is a partner with the line hand which controls slack, and single and double hauls which help create the line speed. The wrist is equally important on the forward cast because if there isn’t any forward thumb point to 10:00 at the forward cast stop, then the line won’t shoot out. Remember to make crisp, deliberate stops without creeps on the backcast and forward casts with less wrist involvement if your wrist is out of control.

*****NOTE***** Longer casts of 50 feet or more, (such as double hauling) or tournament distance casting with weight shifting or shoulder rotation allows for a further extension of the backcast. However, a completely bent wrist on the backcast causes severe problems with these casts as well.

REMEMBER STEW BASICS WHEN YOUR LINE ISN’T BEHAVING.

Slack line, Tempo and pause and Wrist bend.

GOOD LUCK!



Hi all,

I returned from my trip late last Friday. After spending Easter with relatives, Helen and I came home via the Eastern Sierras. We had two days of Fly Fishing in the **Owens River Wild Trout Area** just north of Bishop.

We went out Wednesday morning, April 15th, and it was windy. The wind gave us a low confidence level so I didn't carry a camera! Surprise, I caught a nice fish. It was about 11-12 inches long and we released it.

On Thursday, also windy, I carried my little Canon and I got the very rare photos of me catching fish on flies! Our total catch for both days was three fish, not bad considering the windy conditions.

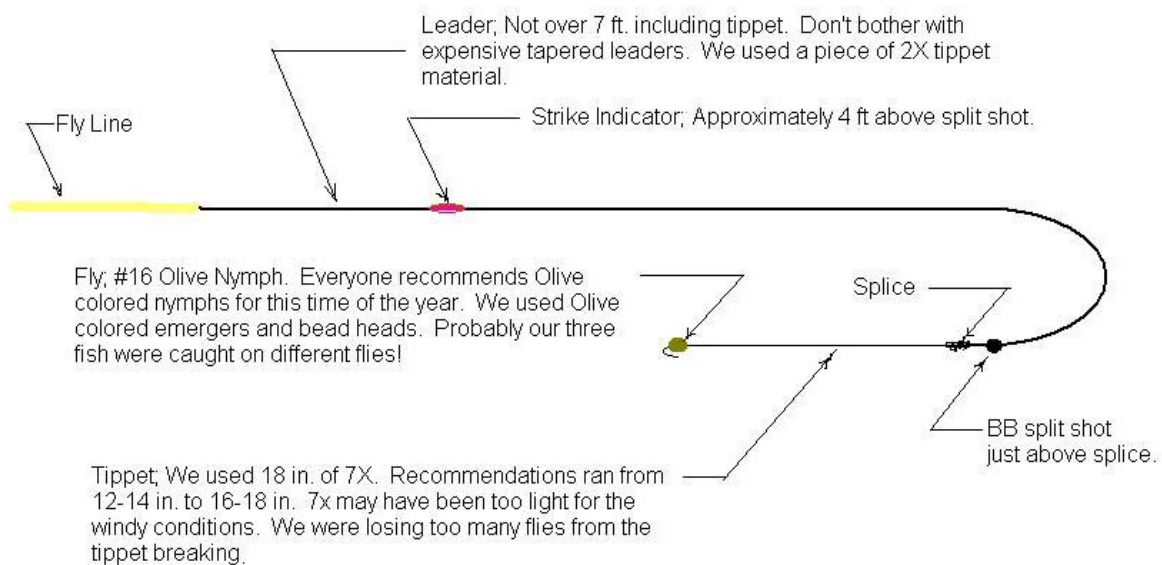
Also rare is the fact that I caught more fish than Helen. We were using lightweight rods (8' ft. - 4 wt.) and Helen was having difficulty casting in the wind. She should have been doing more casting practice since her shoulder surgery.

Attached is a diagram of the rig that we used. It is a composite of the advice that we got this year from one of the fly shops, some very helpful fellow fly fishermen and the advice that we got two years ago when we got blown off the water. This is what to use early before there are any serious hatches.

Also attached is a map of the area. Fishing access is from Chalk Bluff Road. The area between the road and the river has been fenced off to keep out Off Highway Vehicles. Parking is limited to a few areas, but it seems ample. Chalk Bluff Road is accessible from Pleasant Valley Campground or Highway "6" via 5 Bridges Road. Don't be afraid of this dirt road as it is well maintained and we traveled it twice in my BMW 328i which has almost no ground clearance! No guarantees, a good rainstorm will raise hell with any dirt road.

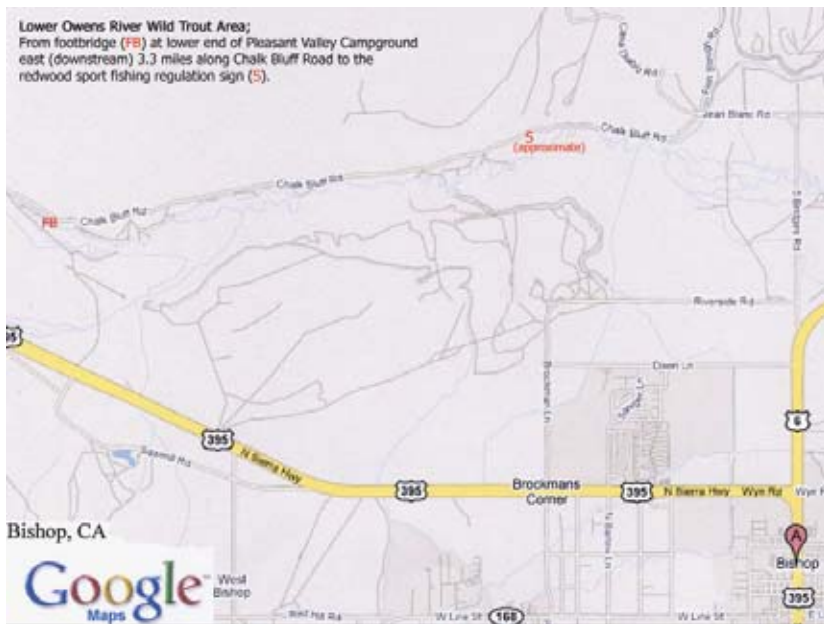
I hope you can use this information, it should be good in the future. There could be a big hatch at any time that would change things for the rest of the year!

Mike Grundler



continued next page





A Trio of Tips

Taken from the Tampa Bay Fly Fishers Club Newsletter

A: Leader construction tips -

If your fly line doesn't have a built-in loop, make a small loop and do two nail knots with 10 or 15 pound test monofilament next to each other to secure the loop. A loop in the butt section of your leader will make a loop-to-loop connection allowing quick changes when needed.

How do you determine what size, diameter or pound test, for your leaders butt section? Energy from the fly line should be transferred to the leader efficiently. Hot glue the end of the line to the leader and see if they bend equally when creating a "U," holding line in one hand and leader in the other. If they do, you have selected the perfect butt section. For most inshore saltwater applications, try 40 pound test. Different manufactures will have a wide variety of stiffness.

—Pat Damico

B: Things to remember while fly fishing -

When fishing, remember to keep your rod tip down near the water or even under water and inch or so. This will promote stripe strikes and keep slack from the line when starting your next back cast.

When I get tired and my casts start to show it, I have found that shortening my cast stroke and letting the rod do the work helps. I focus on casting with the tip of the rod with a more concise arm movement. As Mel Krieger taught us, just bend the rod and stop the rod for a good cast.

— Walt Durkin

C: Lost Leaders -

Leaders are easy to make and customize. Years ago, I bought 1/4 pound spools of Ande 50, 40, 30, 25, 20, 15, 12 and 10 pound test monofilament. The spools are stored in

foam drink coozies for 12 ounce cans (they are usually free at boat shows and advertise something). The spools are placed in the coozies with the label upward so the test strength of the line is easily read. The coozies keep the line from unraveling. All the coozies are kept in a drawer which keeps leader materials together. The exception to the coozies and the drawer of leader supplies is my flats pack. A couple 1/4 pound spools of line will quickly fill a small flats pack. An alternative is to purchase small Ziploc bags (I bought a wide variety of sizes at one of the flea markets years ago). I peel off 10 yards or so of each weight and keep them in the small Ziploc bags. The test of the line can be marked on each bag with a permanent marker. The small Ziploc bags can be kept in the next larger size bag just to keep everything neat and organized.

I use a blood knot which is easy to tie and streamlined for casting. Building your own leaders allows the angler flexibility in the length and test of the leaders as well as the ability to do on-the-water repairs. The leaders can use a perfection loop or non-slip loop knot if a loop to loop system is used. I tie the leader with a modified nail knot directly to the fly line for most of my flats applications and then rebuild as required.

Leader recipes are the subject for an entire article. In an effort to be concise, I will add that on most of my flats leaders, the bite tippet is fluorocarbon.

— Steve Parker



CABELA's EMBROIDERED CLOTHING



ORDERING INSTRUCTIONS

Our Club logo may be applied to clothing items purchased at Cabela's. The process is as follows:

Two logo's are available: (1) A logo with blue lettering for light-colored items (logo no. 30016093) and (2) A logo with gold lettering for dark-colored items (logo no. 30015627).

Embroidered items are all ordered directly through the embroidery department, which can be reached at (877) 892-4424 (telephone), 800-237-4401 (facsimile) or embroidery@cabelas.com

San Diego Fly Fishers' customer number is 40479874. When placing an order, provide this number and the number of the logo which you wish to be applied to your item. Application of the logo is \$5.00 per item. However, please note that buyers will receive a credit from 0 - 10% when ordering embroidered items. By way of example provided by Cabela's, if you order the Bahama II Shirt, the regular price is \$34.95. If you order it embroidered, Cabela's will take 10% off the price, charging you \$31.46 plus the \$5.00 embroidery charge. (Your discount may vary depending on the item you order).

If you are ordering by e-mail or facsimile, do not include a credit card number. For security reasons, Cabela's will call you back for that information.

Obviously, the Club assumes no responsibility for your transactions with Cabela's. However, we can relate to you that Cabela's has been most gracious and cooperative in assisting us in this process and your Board would like to get your feedback once you have utilized this service.

Note: Ordering by telephone is by far the easiest way to order. Expect about 15 days for delivery.



**Southwest Council
Federation of Fly Fishers**

**THIRD ANNUAL
RUSH CREEK CLEAN-UP**



Sponsored by:
SILVER LAKE RESORT

JUNE 20th 7:00AM TILL NOON
Meet at the Silver Lake boat ramp for signup at 7:00
Bring gloves, hat, and (Waders if you have them)
Trash bags will be provided

Bar-B-Que lunch provided by Silver Lake Resort after clean-up

The Council will be installing monofilament recycling tubes at key areas

Hope to see you there



Recipients of the
Stroud Award
 2004-Jim Brown
 2005-Allen Greenwood
 2006- Hugh Marx
 2007- Mike Rivkin
 2008- Bill Van Wulven



EILEEN STROUD CONSERVATION FUND



Donations are gratefully accepted
 Make checks payable to Eileen Stroud Conservation Fund

Mail to:
 Stroud Conservation Fund
 1457 Morena Blvd
 San Diego, CA 92110

All funds collected in Eileen's name will be donated to fresh water fish conservation or research programs in San Diego County.

Cutoff date for **July FINNY FACTS**
 articles---Friday June 12th.

Send articles to:
 Rose and Roger Yamasaki,
 5415 Lodi Place
 San Diego, CA 92117
 858-274-2712.

You can E-mail at finnyfacts@gmail.com Thanks!!

Send change of address information,signup for
 electronic version of newsletter, or Club mem-
 bership renewal to:

Lucky Ketcham

LIFE MEMBERS

Gordon Foster (in memoriam), Bill Stroud, Eileen Stroud (in memoriam), Bernie Hammes (in memoriam), Hugh Turner (in memoriam), Nancy Pitts, Bob Wisner (in memoriam), Ken Armer, Glen Paul (in memoriam), Betty Coram, Ned Sewell, John Kasten, Leo Bergevin (in memoriam), George Beach (in memoriam), Bob Camp (in memoriam), Marvin Darling, Gene Jerzewski, Oz Osborn, Robbie Robinson (in memoriam), John Gauld, Lloyd Jefferies, Doug Joseph, Gary Hilbers

HONORARY MEMBERS

Jim Brown, Louisa Kassler (in memoriam), Hugh Marx, Randy Ford, Allen Greenwood, Mike Rivkin, Bill Van Wulven

Recipients of the: GORDON FOSTER MEMORIAL AWARD

For unselfish and outstanding service
 to the flyfishing community

1991-Ned Sewell	2000-Tom Smith
1992-Bob Camp	2001-Rose & Roger Yamasaki
1993-Bill & Eileen Stroud	2002-Larry Sorensen
1994-Ed Velton	2003-Jim Tenuto
1995-Bob Wisner	2004-Joe Bain
1996-Gary Hilbers	2005-Jim Reeg
1997-Jack Bentley	2006-John Kasten
1998-Gordie Zimm	2007-Lucky Ketcham
1999-Gretchen Yearous	2008-Louie Zimm



SAN DIEGO FLY FISHERS 2009 OFFICERS

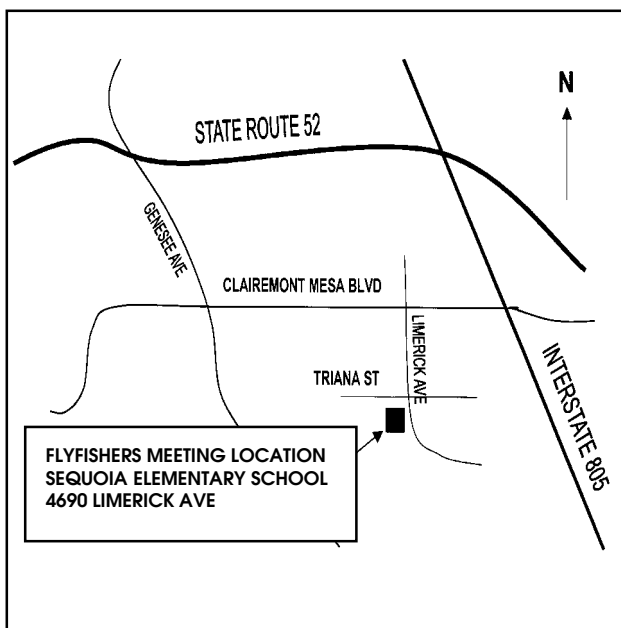
President- Paul Woolery
1st VP- Larry Sorensen
2nd VP- Art Reifman
Treasurer- Wayne Allen
Secretary- Bob Stafford

DIRECTORS

Don Davis
 Maria Goldman
 Jonathan Hee
 Lucky Ketcham
 Lee McElravy
 Art Reifman
 Gary Strawn
 Alan Thompson
 Shelly Wagner

COMMITTEE CHAIRPERSONS

Conservation-
 Gary Strawn
FFF Southwest Council-
 Don Davis
Fly Casting Clinic-
 Ned Sewell and
 John Kasten
Fly Tying Clinic-
 Lucky Ketcham
 Bill Hanson
Membership-
 Lucky Ketcham



Monthly Weekend Outings-

Dick Mount
Newsletter CoEditors-
 Rose & Roger Yamasaki
 5415 Lodi Place, San Diego
 92117, 858-274-2712

E-mail:
 finnyfacts@gmail.com
Programs- Lee McElravy
Raffles- Alan Thompson,
 Jonathan Hee (annual)

Refreshments-
 Maria Goldman

Rod Building-

Ron Meler
Trips-
 David Collins
Video & Library-
 John Beckstrand
Web Page-

David Collins
 www.sandiegoflyfishers.com
SDFF E-mail tree-
 Kim Jones,

Meeting Place for Workshops

San Carlos Recreation Center near Lake Murray. (We no longer meet at the Lake Murray Water Training Facility at Lake Murray). The address is 6445 Lake Badin Ave. To get there from Hwy. 8, take the Lake Murray Blvd. exit just like you were going to the lake. Instead of turning into Kiowa, keep going on Lake Murray Blvd. another 1.6 miles. When you come to Lake Adlon Drive, (first corner past Jackson Dr.) turn left. Go down three blocks and the recreation center will be on your right. It is on the corner of Lake Adlon and Lake Badin.



San Diego Flyfishers
10601-G Tierrasanta Blvd. #327
San Diego, CA 92124

San Diego Flyfishers
10601-G Tierrasanta Blvd. #327
San Diego, CA 92124



**San Diego
Fly Fishers**

*Official Chapter of
Federation of Fly Fishers*

SINCE 1962