



2010 Annual Raffle and Silent Auction

Just a few more days until our 2010 Raffle/Silent Auction. Monday, June 7th is the date. You don't want to miss this one! Back this year as our Master of Ceremonies is none other than **Bill Stroud**.

Each person attending will receive a special door prize ticket. No purchase necessary. Door prizes will be drawn throughout the evening. Door Prizes will be pulled from the raffle table. All refreshments at this meeting will be free.

Finally, a number of premium raffle items, including the Grand Prize, will only be awarded to club members in attendance. If a members name is drawn and not in attendance they will receive the next prize.

Additional tickets will be available at the Meeting on Monday, June 7th.

The first ticket will be drawn at 7:30p.m.

We are still collecting items but just a few of our Prizes are listed below:

MEETING NOTICE

Monday, June 7, 2010
7:30 PM

Sequoia Elementary School
4690 Limerick Avenue
(See map on back page)

REMINDER

Volunteer hosts for this meeting
(report at 6:15 PM)

**Alan Thompson
and Gary Strawn**

Thank You, Mona Morebello

R.L Winston Ascent 8' 4wt. rod

R.L Winston Boron II MX 9' 7wt. rod

Orvis Helios 9' 5wt. rod

Sage Z - Axis 9' rod

Scott STS 8' 4wt. rod

Redington ORF 9' w/reel and fly line

Holland Bamboo rod

A special rod, reel, and line outfit for the Eileen Stroud Conservation fund

Bucks Bag and FishPond chest packs and bags

Gift Certificates from SoCal, San Diego Fly Shop and Strouds Tackle

Reels from Waterworks, Okuma, Temple Fork and G.L. Loomis

Fly Lines from Rio and Scientific Anglers

Books, Fly Boxes (some with flies), DVD's, etc.

Glassware, pottery and artwork crafted by our talented club members

Fresh and salt water trips

And Much, Much More!

continued on page 3

PRESIDENT'S MESSAGE: JUNE 2010

BUY MORE TICKETS!

It is time for our annual Conservation Fundraiser. My strongest appreciation goes out to **Paul Woolery** and his crew for organizing this event. I look forward to the fun and excitement, this evening always brings with it.

BUY MORE TICKETS!

The summer fly fishing season is upon us and the Board of Directors are looking at several opportunities to get



LARRY SORENSEN

us together on local waters. July holds the possibility of a joint, On the Bay outing with members of the Golden State Fly Casters. **Jim Castelluzzo** has offered to host all interested

members at the Outboard Boat Club, in August, for a float tube/kayak/pontoon boat experience on Mission Bay. Following the fishing, we are looking at a sunset, pot-luck dinner. September holds another opportunity for our surf casters to, once again, gather on the shores of South Mission Beach.

As this is an early morning event, a pancake breakfast is in the works. I

will keep the membership informed of all details, as the plans move forward.

BUY MORE TICKETS!

As a reminder, there is no meeting in July.

As always, if you have ideas that may enhance the club for all members, please bring them to the attention of the Board of Directors. I can be reached at presidentsandiegoflyfishers.com or phone See you all at the next monthly meeting.

BUY MORE TICKETS!



Salt Water Lottery

Our next Salt Water Lottery drawing will take place at the June meeting, just before the start of our Conservation Fundraiser festivities. The date for the SDFP charter is Wednesday, 14 July 2010. Capt. Conway Bowman will host three "shark" anglers on his boat. The fee per, angler, is \$75.00, for an all-day blue water trip. We are looking for three (3) anglers for this charter. As before, for at least one angler, this must be a first-time experience. Fishing trip report a must and photos are strongly suggested. This is an opportunity to experience the thrill of hooking into a shark, on the fly, at a remarkable savings. Put your name tag in the hat and have the chance at this great charter.

Lucky Ketcham provided this writeup

Steve Piper Catches 49" Leopard Shark

These stories of **Steve Piper** catching a 49 inch Leopard Shark are too good not to pass on. The story of fighting a foul hooked shark for an hour is good enough, but adding that he had to swim off a sand bar takes the cake. I have waded out to rocky points at low tide in Mexico and had to swim when I forgot about the tide, but you would think that an old marine scientist like Steve would not have been trapped out there. It shows how much an angler will go through to hit a good perch and Corbina trough. Way to go Steve!!

One Surf Fly Results*
Hey All,

I should have the full statistical break down by the end of the week up on the one surf fly blog. We only had one

clear winner in one category going to Brian Hastings for the most fish. The first fish went to Bill Sharp catching the perch right at the go. The Biggest fish went to Mr. Hibbert (sp?). They were the tie break winners for biggest fish and first fish. We had lots of Leos show up breaking off at least 6 guys who were serious threats to sweeping all three categories within the first 45 minutes. This included last events dual categories winner Vaughn Podmore. Though not to be let down, his South African posse bro Bill won the first fish category. Also we are putting together a gift bag for the winning fly contributors right now too. The high light of the day was seeing Mr. Steve Piper go neck deep to chase down a dorsal fin snagged leopard (49"). that fight lasted more than an hour. Vaughn also was able to finally land his 4th

continued on page 9



Thank you to the following manufacturers, vendors and members for their generous donations.

- The Orvis Company
- Glacier Outdoor
- Krieger Enterprises
- Anglers Book Supply
- Sierra Fisherman
- Sierra Drifters
- Jeff Scott at San Diego Fly Shop
- Peter Piconi
- Louis Zimm
- John Grim
- Sam and Mona Morebello
- Hugh Marx and Helix Water
- Gretchen Yearous
- Jim Castelluzzo
- Peter Penmen
- Bill Stroud for his support and generosity

Raffle and Silent Auction Rules

- *You can win as many times as you have tickets*
- *If you don't want a prize, you may donate it back to the club on the night of the raffle*
- *There will also be an exchange table for winners to exchange prizes with each other*
- *If you are not at the raffle and win a prize, you have until our August meeting to arrange to get the gift or it becomes the property of the club*
- *A bid on the silent auction is firm*
- *If you cannot be at the raffle and wish to place a bid on a silent auction item, a designated proxy may place a bid for you, with a signed check in hand*
- *We will close out the bidding on silent auction items after fair warning*
- *If you are the winning bid for a silent auction item you must pay on June 7th (cash or check)*
- *Certain premium prizes, including the Grand Prize, require club membership and presence at the June meeting to win. If your name is selected and you are not a member or not present, you will receive the next prize on the list (except in the case of the Grand Prize drawing since it is the last prize drawn).*

Increase your chances of winning by purchasing more tickets!



SDFF Surf BBQ 2010

Lucky's Big Catch

Twenty-eight club members and family attended the SDFF Surf Fishing and BBQ on May 1, 2010. The location was South Mission Beach at the Rock Jetty. The early morning had calm sea breezes and the day developed into a nice warm and sunny outing, just as President **Larry Sorensen** had planned. A few perch were caught but no halibut or bass.

Bob Pharoah was busy setting up all the barbeque tables, food and equipment while **Barry Perchersky, Wayne Allen & Lew Walsh** took over the Mentor Program and helped new members with their first outing in the sand. The fishing was good but the catching was slow.

Most of the anglers fanned out on the sandy beach looking for the croaker holes and depressions that held surf perch and small halibut for **Art Reifman** the week before. I thought I would be smart and try to find an old halibut holding area a few hundred feet out on the rock jetty. I find my days of "Rock Hopping the Jetty" are over." My old legs and mature body no longer are agile enough to move quickly over wet and slippery rocks. The rubber cleat wading boots are good for sand, but I should have used the felt soles for climbing down on the low tide rocks covered with kelp. When I was young and weighed only 135 pounds I could scamper out to a position some divers told me about. You could count six wooden light poles out and find a depression where the



breaking waves merge with the river like rip current. At times of spring grunion runs and migration to the spawning beds, the butts would hold in various locations. I hoped there would be large depressions with 15 to 20 fish lying side by side as the divers told me in the 70's and 80's. The City has cut the telephone poles that helped the divers pin point the location, but it is about 120 feet short of that blue gate that keeps the crazies from fishing the tip of the jetty during storms. It is a little hard to fish with a fly rod, but possible if you are young and agile. I should have stopped when my first casting step slipped on some kelp and sent my bottom quickly down on some barnacle and mussel cover rocks. The bruise is still there but I am glad I did not cut my good waders on the sharp shells.

I was casting two flies, the terminal small silver and white perch pattern that Louie Zimm would like and a large size 2 Barry Beck's Super Slider. It took me only 5 casts to catch the small fly on one of the rocks.

I am too fugal not to try to get them back. There is always danger when a small fly is caught on kelp or a rock and a large weighted fly is free to fly back at you. I am smart enough to know not to pull on a line that would fly straight back at my face or body. The usual trick is to pull my hand up into the sleeve of my heavy Army jacket, make a few wraps of line around my arm and pull down and away from my body.

Today I only had a thin cotton shirt for protection. I pulled hard on the fly line and the heavy Clouser hook imbedded deeply in the top of my hand. To make things worse, it was a stainless steel "barbed-hook." When I tried pulling on it blood started pouring out of the wound and it looked like a ¼ inch of flesh was going to come with it. I thought: "Photo Opportunity – This is a job for Bob Pharoah and the Mentor Program." We chose the hook point advance method, pushing the hook point through and out, and then cutting the point and barb with heavy cross cut dikes. Every salt water angler should carry some heavy duty cross cut tools in their car. The six inch version was not strong enough to cut through the heavy stainless steel. After the barb was removed the hook pulled out easily. A loop of heavy mono is also good to carry to help remove smaller flies.

The 11:00 AM Barbeque went along according to plans. We had plenty of great food and company. Every one was ready to eat at 9 AM. We

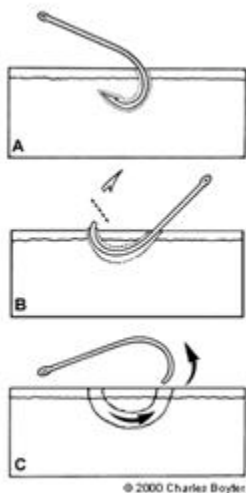
continued on next page



SDFF Surf BBQ 2010

continued from previous page

concluded we will make future early morning outings as “Pancake Breakfast.” It was good to finally meet some of the wives and families. I carried my cut off surf flies around and told stories of how I actually catch a fish now and then. I think the hit of the outing was seeing proud Grandpa **Lee McElravy** out fishing with his grandson Conner. Lee had the second largest catch of the day when he forgot how strong the waves could be for someone 4 feet tall. The second safety tip is to keep an eye on young anglers in the surf. The third is to fish with a good buddy that carries tools and a first aid kit in his truck.



Look forward to another Day at the Bay and BBQ in September. Another Day at the Beach, with breakfast, will also be scheduled before the end of the year.

After hooking my hand with a large size 2 saltwater hook on May 1, 2010, I decided I would do a little research on hook removal techniques to share with our new fly fishers. The following information may be helpful. It is also a reminder to pinch the barbs of your hooks and wear eye protection. I'll put more methods on the new SDFF forum.



FLY OF THE MONTH

North Shore Smelt — (Use for Thread Fin Shad or small Top Smelt)

Hook: Streamer hook, 3x or 2X long, size 8, 6, or 4
Salt water hooks can be used for the bays and surf.

Thread: Black 6/0

Tail: Squirrel - red or grey

Body: Mylar Silver, small flat silver flash

Underwing: White calf tail or buck tail for the larger version.

Underwing: Fine silver Krystal Flash sparse

Belly: White calf tail

Beard/gills: Red hackle of calf tail sparse

Sides: Mallard flank, well marked

Top wing: 4 peacock herl

Head: Thread head coated with black varnish or nail polish.



I'm always looking for good smelt/shad patterns. This one comes from the Great Lakes area but should work in San Diego waters and even in the bays. I would paint eyes on the larger versions. The squirrel tail helps keep the flash from tangling and adds a different movement and color. I might substitute EP fibers or calf tail. I love streamers with Mallard Flank wings or sides.

Mount a long streamer hook in the vise. Attach the thread behind the eye and make a tight thread base to the bend. Select a small bundle of red squirrel tail, about 25-30 hairs. Size the tail to extend half the hook shank beyond the bend. Keep the long butts of the hair as a long underbody running almost to the head. If you cut the butts off too short you will have an ugly lump in the body. Make a smooth thread wrap over the long section of squirrel tail on the hook shank. Attach a small flat silver Mylar strip at the bend of the hook. Wrap the thread forward to the hook eye in preparation for the next step. I would coat the hook shank with a small amount of head cement and then wrap the Mylar forward making a nice smooth silver body. Tie off at the front and trim the excess. A half hitch and a drop of head cement would not hurt; even coating the whole body would not hurt the

durability. (I would do 10 to 12 bodies at a time and let the head cement dry before moving to the next step)

Plan for a fairly large thread head on this minnow pattern, it should be at least 3 hook eye diameters long. Bring your thread back to that spot at the rear of the head to begin tying in the wing materials.

Attach four long strands of silver Krystal flash or fine Flashabou on top of the hook. If you hold both ends of the flash and pull it up to the hanging thread bobbin you can easily tie the flash by the mid section. Using a folded material lock on the slippery Mylar will keep it from pulling out and you will have 8 silver fibers tied in. Trim the length equal to the tail. Select 15 to 20 long straight white calf or buck tail fibers. The length should be as long as the hook and tail. Attach this bundle on top of the hook. Select a shorter bundle of calf tail for the belly. The length should be to the hook point. Attach it to the bottom of the hook. Select a small sparse bundle of red rooster hackle or marabou for the gills. Pick out a matched pair of well marked mallard flank feathers for the sides and gill plates of the minnow. Trim off the extra fluff from the quill and mount the feathers concave side in on each side of the minnow. Mallard flank has fine markings

continued on next page



Fly of the Month

continued from previous page

that resemble scales on small bait fish patterns. I love it.

The last step is to add a dark top of peacock herl. Pick 4 to 6 peacock herl depending on the size of the bait fish. Use the fine tip sections without cutting off the points and size them to be the entire length of the fly. (I don't like the look of cut off peacock herls. The ends are too blunt for me.) I trim the butts at a slight angle before I tie them down on top of the hook. That trick helps with the tapered head. Start making a large tapered thread head that covers the tie down points. The rear of the head should be at least 2X the diameter of the hook eye and taper down to a small point. Take your flat nosed pliers and compress the thread head laterally. Whip finish and coat the thread with two or three coats of head cement or even black head varnish. I like eyes on minnows. The larger versions can

be painted with a bamboo skewer or flattened nail point dipped in model airplane paint or ceramic paint.

Thread fin shad are a primarily bait fish at Barrett Lake and many of our lakes. A little smelt/shad pattern in silver and white is good to have in your tackle box. I like white flies. You can see them being stripped back to the boat. If they disappear, they are in the mouth of a fish. You can set the hook before you would see the line move or feel the bite. I call them "Lights Out Flies" if the light goes out - set the hook. Tie them on with a fixed loop knot for plenty of action. If you use them in the bays for baby anchovies or top smelt, you might try Louie Zimm's trick of adding a medium sized split shot to the fixed loop of mono. Bass like a fly that drops on their head. Crappie and blue gill like the jigging action and a moving fly.

Lucky Ketcham



SDFF Supports Wounded Warriors

Bob Pharoah



President Larry Sorensen demonstrates tying a trout fly to the Wounded Warriors at Balboa Hospital

The SDFF participation in the Wounded Warrior program commenced during the month of April, thanks to the efforts of Lee McElravy. Working with Balboa Hospital, Lee hammered out required Lesson Guides. Lucky Ketcham provided detailed instructions, complete with pictures. Lee organized all the material into notebooks provided to each Warrior. The course will include fly tying and casting with an outing scheduled for Lake Murray. Art Reifman, Gary Strawn, Paul Woolery and Bob Pharoah are providing hands on support each Wednesday afternoon.



SOUTHWEST COUNCIL
FEDERATION OF FLY FISHERS
The FFF

From:

**Bennett J. Mintz PR/Adv
VP Communications SWC FFF
818 718 8566**

bjmintz@socal.rr.com

FOR IMMEDIATE USE

FOR USE IN JUNE SWC FFF CLUB NEWSLETTERS

June 26

**FEDERATION OF FLY FISHERS
TO HOST RUSH CREEK CLEANUP**

JUNE LAKE LOOP, Calif. – Trash, from broken bottles to discarded baby buggies, will be picked up from Rush Creek, Silver Lake and down the canyon as far as Grant Lake by member club representatives of the SouthWest Council Federation of Fly Fishers on June 26.

The massive cleanup will take place from 8 a.m.-noon, according to Joe Lemire, a member of the Streamborn Fly Fishing Club and SWC FFF representative.

The SouthWest Council FFF is comprised of 24 local fly-fishing clubs.

Silver Lake Resort in the June Lake loop will provide a free barbeque lunch following the cleanup.

FFF club members will pick up and dispose of trash along an approximate five mile stretch of the Eastern Sierra along the shoreline of Silver Lake and Rush Creek from the power plant above Silver Lake down the canyon to Grant Lake.

Lemire said, “During the Federation of Fly Fishers’ initial cleanup of the same area in 2007, the result was approximately 60 bags of trash. Five members of the cleanup team spent over an hour on one snag cutting off hundreds of feet of fishing line, hooks, lures and bobbers that were a death trap to wildlife.”

At that time, trash-collecting volunteers found coolers, sun glasses, broken bottles, automobile hub caps, fishing equipment and a two way radio in the water. A smaller amount of trash is expected this year.

“If enough volunteers show up this year, we can continue down the canyon and impact the environment as far as the Gull Lake area” said Lemire.

Trash-collecting volunteers are asked meet at the Silver Lake boat ramp at 8 a.m. and bring gloves, hat, sun screen, trash pick-up sticks and waders if you have them. Trash bags will be provided by Silver Lake Resort.

For information, contact Lemire at jflx8@dslextreme.com or phone 909-609-1101.



SDDF Conservation Committee Members Needed

In this article I am going to be asking for help... you have been warned.

I could use some partners on a SDDF Conservation "committee". San Diego Fly Fishers has always had an active conservation program and contributes a lot of time and money to various conservation projects. I would like some help and some fresh ideas in determining what projects should receive priority. I appreciate that Heidi Brown and Lea Rudee have offered their expert assistance and I invite others to join us and get involved.

One local project that is just getting started and can use some help, is our participation in the Discovery Center

at Grant Park on the San Diego River. Preliminary plans are to build a small "Eileen Stroud Memorial" hatchery/nursery for native steelhead as part of the nature and educational displays. A lot of funds have been raised and the planning is ongoing. We want to stay closely involved in the planning process and coordination with other local and State agencies, to make sure this happens. For many years our Club has participated in stocking rainbows in the upper San Diego River watershed. Just think of how cool it would be if those were native steelhead instead of standard DFG stockers. If you are interested in helping just let me know:

For those of you who have volunteered, our "Spring" working (and



GARY STRAWN

fishing) trip to Casa Vieja Meadow in the Golden Trout Wilderness is set for Saturday June 26, and I will be contacting you with details. For those of you that couldn't make this trip we will be going again in late September.

Tight Lines,
Gary

Steve Piper

continued from page 2

snagged (body snagged on 6# tippet) leopard that was just as big. I will also throw up some pics later when I get them from the official photographer. Until the next one in SD; see you on the beach.

Shane

If there was an award for the Manliest Man of the OSF event, it would have to go to Steve Piper. Let me add a little color to Shane's highlight. Steve had 'wet' waded (in water which registered in the low fifties) to an outside sandbar which was about 100+ feet off the beach during the low tide period. He fished the sandbar for awhile before foul hooking a cruising leo. The battle between man and shark

lasted for over 45 minutes off shore (this is 45 minutes on top of the time he had already spent out on the sandbar before hooking the leo). Did I mention he was 'wet' wading and that the water was about 52 degrees? As the battle wore on, the tide began to fill in. From the beach, I could see the surf crashing closer and closer to Steve's strong hold at the end of the sandy finger. Steve's a tall guy, but the water was gradually rising as he fought the 49" man eater. It had come to the crux of the battle, a rising tide and crashing waves (no worries... the surf wasn't that big) had left Steve no choice... he unlocked his Orvis stripping basket and began swimming his way back to shore across the deep trough that now separated him from the beach... all the while fighting the

fish with his rod in one hand and using the basket as an oar and paddling with the other (no lie). After reaching the beach and consequently temporarily shutting down the action in that trough for a while (thanks Steve), Steve resumed the fight for another 15 minutes and eventually broke the shark's will and brought it to hand. After a few pictures, he released the fish and with a pat on its back, I think I heard him say "stay thirsty my friend..." Very impressive... and with a 6wt.

Be sure to look for Piper in the next Dos Equis Beer commercial because he doesn't always drink beer, but when he does... he prefers Dos Equis.

Dave :)





Announcing the 2010 3Bs Tournament!

When: June 12, 2010

Where: Mission Bay, San Diego

The 3Bs tournament is a low-key, "for fun" event:

- ♦ Saltwater fly-fishing only
- ♦ 100% catch-photograph-release
- ♦ Focused on Bass-Bonito-Barracuda (plus Yellowtail)
- ♦ Extra Points for "Slams" (1 Bass, 1 Bonito, 1 Barracuda)
- ♦ Power Boaters and "FOPS" (Fins, Oars, Paddle, Sail - Kayakers, paddleboards, kickboats) Divisions
- ♦ Team tournament format (maximum of 4 people/team)



Gear & Tackle Prize Drawings:

Special 3Bs Tournament engraved Abel Super 7/8 QC reel, Temple Fork, Redington, and Cam Sigler fly rods, products from Scientific Anglers, Simms, and Rio, gift certificates, boating accessories and more!

There will also be...

Door prizes & Swag Bags (tournament T-shirt, BTB visor + more)
Dinner & drinks (non-alcoholic)



Plus...

- ♦ You can use a captain or guide! We have special offers from local guides just for contestants.
- ♦ Special room rates at The Dana on Mission Bay (easy walking distance to Tournament HQ & the ramp)
- ♦ **FREE Skills/Strategy/Orientation Seminars** – Come in and find out what's happening:
 - o Saturday, May 15, 1:00pm - The Fishermen's Spot in Van Nuys, (818) 785-7306
 - o Saturday, May 22, 1:00pm - Bob Marriott's Fly Fishing in Fullerton, (714) 525-1827
 - o Saturday, May 29, 3:00pm - SoCal Fly Fishing Outfitters in Pt. Loma, (619) 224-4000

For more information and the full rules:

Visit us on the web: <http://www.btbff.com> | e-mail us: editor@btbff.com | Call us: 760-419-2124

Our sponsors:



Recipients of the
Stroud Award

2004-Jim Brown
2005-Allen Greenwood
2006- Hugh Marx
2007- Mike Rivkin
2008- Bill Van Wulven
2009- Larry Bottroff



EILEEN STROUD CONSERVATION FUND



Donations are gratefully accepted
Make checks payable to Eileen Stroud Conservation Fund

Mail to:
Stroud Conservation Fund
1457 Morena Blvd
San Diego, CA 92110

All funds collected in Eileen's name will be donated to fresh water fish conservation or research programs in San Diego County.

Cutoff date for **July FINNY FACTS**
articles---**Friday June 18th.**

Send articles to:
Rose and Roger Yamasaki,
5415 Lodi Place
San Diego, CA 92117

You can E-mail at Thanks!!

Send change of address information,signup for
electronic version of newsletter, or Club membership renewal to:

Lucky Ketcham

LIFE MEMBERS

Gordon Foster (in memoriam), Bill Stroud, Eileen Stroud (in memoriam), Bernie Hammes (in memoriam), Hugh Turner (in memoriam), Nancy Pitts, Bob Wisner (in memoriam), Ken Armer, Glen Paul (in memoriam), Betty Coram, Ned Sewell, John Kasten, Leo Bergevin (in memoriam), George Beach (in memoriam), Bob Camp (in memoriam), Marvin Darling, Gene Jerzewski, Oz Osborn, Robbie Robinson (in memoriam), John Gauld, Lloyd Jefferies, Doug Joseph, Gary Hilbers

HONORARY MEMBERS

Jim Brown, Louisa Kassler (in memoriam), Hugh Marx, Randy Ford, Allen Greenwood, Mike Rivkin, Bill Van Wulven, Tom Smith, Larry Bottroff

Recipients of the:

GORDON FOSTER MEMORIAL AWARD

For unselfish and outstanding service
to the flyfishing community

1991-Ned Sewell	2001-Rose & Roger Yamasaki
1992-Bob Camp	2002-Larry Sorensen
1993-Bill & Eileen Stroud	2003-Jim Tenuto
1994-Ed Velton	2004-Joe Bain
1995-Bob Wisner	2005-Jim Reeg
1996-Gary Hilbers	2006-John Kasten
1997-Jack Bentley	2007-Lucky Ketcham
1998-Gordie Zimm	2008-Louie Zimm
1999-Gretchen Yearous	2009-Warren Lew
2000-Tom Smith	



SAN DIEGO FLY FISHERS 2010 OFFICERS

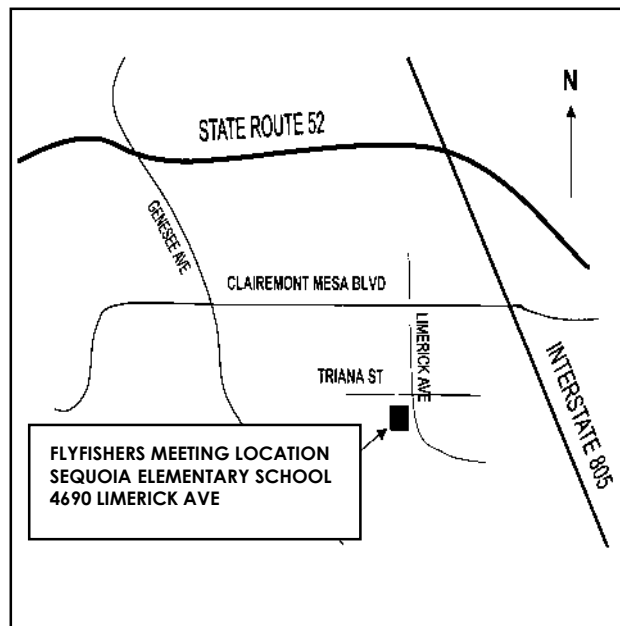
President- Larry Sorensen
1st VP- Art Reifman
2nd VP- Don Davis
Treasurer- Wayne Allen
Secretary- Bob Stafford

DIRECTORS

Gary Farrar
 Maria Goldman
 Jonathan Hee
 Lucky Ketcham
 Lee McElravy
 Bob Pharoah
 Gary Strawn
 Alan Thompson
 Paul Woolery

COMMITTEE CHAIRPERSONS

Conservation-
 Gary Strawn
FFF Southwest Council-
 Don Davis
Fly Casting Clinic-
 Ned Sewell and
 John Kasten
Fly Tying Clinic-
 Lucky Ketcham
 Bill Hanson
Membership-
 Lucky Ketcham



Monthly Weekend Outings-
 Dick Mount
Newsletter CoEditors-
 Rose & Roger Yamasaki
 5415 Lodi Place, San Diego
 92117,
 E-mail:

Programs- Gary Farrar
Raffles- Alan Thompson,
 Jonathan Hee (annual)

Refreshments-
 Maria Goldman
Rod Building-
 Ron Meler
Trips-
 David Collins
Video & Library-
 Bill Stock
Web Page-
 David Collins
www.sandiegoflyfishers.com

Meeting Place for Workshops

San Carlos Recreation Center near Lake Murray. (We no longer meet at the Lake Murray Water Training Facility at Lake Murray). The address is 6445 Lake Badin Ave. To get there from Hwy. 8, take the Lake Murray Blvd. exit just like you were going to the lake. Instead of turning into Kiowa, keep going on Lake Murray Blvd. another 1.6 miles. When you come to Lake Adlon Drive, (first corner past Jackson Dr.) turn left. Go down three blocks and the recreation center will be on your right. It is on the corner of Lake Adlon and Lake Badin.



San Diego Flyfishers
10601-G Tierrasanta Blvd. #327
San Diego, CA 92124

San Diego Flyfishers
10601-G Tierrasanta Blvd. #327
San Diego, CA 92124



**San Diego
Fly Fishers**

*Official Chapter of
Federation of Fly Fishers*

SINCE 1962