

FINNY FACTS

Archived version

FEBRUARY 2009

San Diego



Fly Fishers

Cleaner Water. Brighter Streams. Better Fishing.

Volume 14, No. 2

February Meeting

Heritage and Wild Trout Program

Your 2009 Board of Directors is pleased to announce the first in a series of programs this year which are designed to highlight fishing opportunities and techniques specifically available to our members here in San Diego.

This series will begin on Monday evening, February 2nd, with **Chris McKibbin**, Regional Biologist for the South Coast Region of the Department of Fish and Games' Heritage and Wild Trout Program. The Heritage Trout Program is a feature of the Wild Trout Program that highlights restoration,

continued on page 7

MEETING NOTICE

Monday, February 2, 2009
7:30 PM

Sequoia Elementary School
4690 Limerick Avenue
(See map on back page)

REMINDER

Volunteer hosts for this meeting
(report at 6:15 PM)

**Bob Mosher and
Frank Kawasaki**

Thank You, Mona Morebello

Louie Completes the Zimm Family Sweep

Louie Receives Gordon Foster Award 10 years after Spouse Gordie



Louie Zimm (far left) accepts the 2008 Gordon Foster Memorial Award from Club president Jonathan Hee and previous year's winner Lucky Ketcham at the annual Club banquet.

Long time member and past president Louie Zimm was honored with the 2008 Gordon Foster Memorial Award at the annual San Diego Fly Fishers banquet held at the Admiral Baker golf course clubhouse. The presentation speech was made by last year's awardee Lucky Ketcham who espoused the accomplishments

of Louie:

"The 2000 history commends this winner for organizing salmon fishing trips to Alaska, giving presentations on blue water, surf and bay fishing, and assisting with the membership. Since 2000 he has run through the chairs of Vice President, President and Past President. He has been a

continued on page 4

PRESIDENT'S MESSAGE: FEBRUARY 2009

As we begin the New Year I would like to wish everyone a Happy New Year, good health and good fishing.

I would like to thank **Jonathan Hee**, the Officers and Board for their fine leadership in 2008. I also want to thank **Lee Anderson, Jim Reeg** and **Louie Zimm** who are retiring from the Board. Joining the Board for 2009 is **Alan Thompson**. Alan will also be overseeing the monthly raffles.

I want to thank **Gary Strawn** for, once again, securing the Club House at Admiral Baker Field and planning the Stroud Banquet. Although this

year's attendance was down a little, it was a very enjoyable evening. Very much missed at the banquet were **Bill and Eileen Stroud**.



PAUL WOOLERY

Please keep Bill and Eileen in you thoughts and prayers. The recipient of the Stroud Award for 2008 was **Bill vonWulven** aka Barnacle Bill. Bill's lifelong commitment to teaching children and adults alike to fish earned him the award.

Unable to attend the banquet, Bill's lovely wife Carole accepted the award on his behalf. Bill has chosen Chollas Lakes Lend-a-Rod program for our \$500 donation.

Congratulations to **Louie Zimm**, the 2008 recipient of the Gordon Foster

Award. Louie was recognized for his many years of service to the club, which include his time spent as a board member, officer and President. The Gordon Foster Award will be returning to the Zimm household for the second time as Gordie is a past recipient of the award. Also, eleven club members received fly plates for their contributions to the club.

I will, once again, be coordinating our club's volunteers for the annual Star/Pal fishing derby to be held on Saturday, February 7. For those who have volunteered in the past I will be contacting you via email and telephone. Members and especially new members who wise to volunteer may contact me at

or by telephone and at the next club meeting.



Annual Star/Pal Children's Fishing Derby February 6th and 7th.

San Diego Fly Fishers has once again been asked to support the annual Star/Pal children's fishing derby at Chollas Lake. This year's derby will be held on February 7th.

Volunteers are asked to meet on Friday February 6th at 11:00 A.M. at the picnic area located at the North end the parking lot. Here we will unpack and assemble the fishing rods.

On Saturday February 7th plan on arriving at Chollas Lake at 6:30 A.M. Coffee and donuts will be available. All volunteers will receive a tee-shirt. If you have handy talkie radios please bring them on Saturday.

You may volunteer for either or both days.



BASIC ENTOMOLOGY WORKSHOP FOR FLY -FISHERS

**Saturday March 21, 2009
San Diego Area**

The study of aquatic insects for trout fishing.
This is the annual bug class. All fly fishers welcome.

This is a special workshop for all fly fishers in the San Diego area. This workshop is only offered once a year in the spring.

Instructor: **Maggie Merriman**

Date: Saturday, March 21, 2009

Time: 9:30 am to 1:30 pm

Location: Crown Pointe community clubhouse, at Scripps' Ranch, 11441 Ave Magnifica, San Diego

Workshop fee: \$50.

Hosts: SDFF members, Vic and Suzanne Jones, (Vic said they will provide continental breakfast, coffee, morning beverages again. You bring your lunch or snack.)

Take the mystery out of what bug is hatching and what fly to use for trout fishing. This is a great workshop that will teach you how to identify the basic trout food: Mayflies, Caddis, Stoneflies, Midges and other trout foods.

This class will help you become a better trout fisher or fly tyer. You will learn to identify the bugs, how to "match the hatch" and how to select the correct fly. Class includes: samples of bugs, corresponding flies and an extensive class handout. Bring a snack, drink, note pad and some of your fly boxes to look at and compare to the preserved bugs. No Latin or Greek spoken — just plain English

Maggie's class is very popular. This is the same class that she has given at the FFF National Conclaves.

Preregistration is required. Please register by March 14, 2009

To register – mail the workshop fee to Maggie.

Private casting and fly fishing lessons: Winter & Summer

Private or small group. Casting & running water techniques. Beginning, intermediate & advanced levels. Loaner equipment available: rods & reels, Contact Maggie for details.

"FLY FISHING TROUT STREAMS"...DVD \$24.95

Featuring: Running Water Fishing Techniques for Trout Streams, Dry Fly and Nymphing.

Winter Instruction: Nov – April
19791 Coastline Lane
Huntington Beach, CA 92648
Phone 714-969-5829

Summer Instruction: May – October
P.O. Box 755
West Yellowstone, Montana 59758
Phone 406-646-7824



Gordon Foster Memorial

continued from page 1

constant fixture at our Board Meetings for the past 10 years. He participated and offered as much good advice as the famous “Jim’s” – Jim Reeg and Jim Tenuto.

A list of activities would include;
Day at the Docks – He has provided volunteers a hosted breakfast at a great restaurant.
Sea Forth – Kid’s Fishing Trips, organizer and mentor to youth
Friend’s of Rollo – fishing trips, organizer and mentor to youth
National Hunting and Fishing Day – photos, fly tying and stories.
Slide shows at the Stroud Banquet
Chollas Lake – Star / Pal Fishing Derbies – rod preparation day and kid fishing day.
Sunday Fly Casting lessons
He is famous for teaching the Bimini Twist and other knots used in salt



Lucky rolls out the text of his speech for the Gordon Foster Memorial Awardee.

water.

He is one of the first to volunteer to serve as host to guest speakers – taking them to dinner and even taking Jack Dennis on a fishing trip for bonito and barracuda.

He and his wife have been extremely generous to everyone around them. My wife told me that I could never run for President after observing some of the nice breakfasts and awards given to board members under his service. He has introduced many new SDFP members to salt water fishing on his boat without charge. Youth members like Danny Romero were even treated to a great salmon fishing trip to Alaska. Danny lost his father last year and our winner tries to encourage him in the love of fly fishing.

This past year he has gone above and beyond our expectations as our representative on the science advisory committees that will be determining the Coast Marine Preserves along our coast. Not many members would be willing to spend the time and expense of the many trips to Los Angeles and absorbing the expensive hotel costs. He could have traveled back and forth for the two day meetings, but felt he would get to know the committee members and gain their trust by staying at the hotel and spending more time with key people.

Every year he gives at least one slide presentation at our Member Presents meetings.

He demonstrates salt water fly tying and teaches members like me about the mysteries of tide and time, fish and bait, fly lines and fly presentations in the deep and dark of the ocean.

I am honored to present this year’s Gordon Foster Award to my friend and yours...

Louie Zimm.”

Bill “Barnacle Bill” Van Wulven Honored with 2008 Stroud Award



Bill Van Wulven received the 2008 Stroud Award for an individual who has made a major lifetime contribution to the sport of fishing. Jonathan Hee presents award to Bill’s spouse Carole and daughter Mikaela. Bill was out of town and could not be present.



Fly Plate Awardees for 2008

Flies tied by Doug Joseph, framed by Paul Woolery



John Holland



Lucky Ketcham



Lee McElravy



Bob Pharoah



Bluegrass entertainment was provided by members Willie Randel and David Collins.



Larry Sorensen



Gary Strawn



Tom Lucas



David Collins



Al Venton

Fly plate was also presented to John Kasten



Paul Woolery



FLY OF THE MONTH

G's Catch 'em All

Guikema's Catch 'em All-Olive, tied by Chris Guikema for Pacific Fly Company. Sizes: 02, 04, 06

Hook:	Streamer hook, 4XL size 2, 4, or 6
Cone Head:	Gold cone sized for the hook (silver, copper or others)
Lead:	Fine lead or lead substitute wire. (Size of hook wire)
Thread:	Olive 3/0 (color to match wing)
Body:	Metallic green, fine Mylar dubbing, looks like EP Sparkle or midge Flashabou.
Tail/Wing:	Olive dyed rabbit, standard on size 6, wide Zonker strip on the size 2
Legs:	Two green round live rubber on each side, or barred Silli-Legs on some.
Flash:	Four strands of pearl Krystal Flash on top
Collar, Fins:	Grey or Olive Deer hair, rear left long, stubs cut short.
Gills:	Red fine metallic Flashabou, fairly heavy bundle 50 plus fibers



G's Catch 'em All is a pattern recommended by Joe Contraldi, the owner and main guide of Performance Anglers in Mammoth Lakes. He gave a great presentation at our December 2008 meeting. The movement of the rabbit Zonker, rubber legs and metallic flash attracts the fish more than a plain Zuddler Pattern.

Pinch the barb down on a 4X streamer hook and slide a gold cone head to the hook eye. Wrap 8 to 20 to stabilize and center the cone. Jam the soft lead into the cone. Make a thread dam immediately behind the lead wraps. The dam will keep the coils of lead from separating as you wrap forward to rear of the cone and back to the bend of the hook. Add a drop of Super Glue on the thread base and lead.

This fly will have a deer hair collar to represent the dorsal fin and pectoral fins of a minnow. The Zonker strip must be attached 3/16" to 1/4" back from the gold bead. Select the width of the Zonker strip by the size of the hook. The length of the leather or skin strip is 1 and 3/4

hook lengths. Cut the front of the rabbit strip to a small point to reduce the size and make an easier tying connection.

Tie in the rabbit strip first at the bend, pull both ends back and temporarily hold them with your "material tamer," then make the body. After the body has the correct shape, pull the rabbit strip forward tying it down by the small point, in front of the body and behind the bead. Make sure to leave enough room for the gills and deer hair head. (A material tamer is Dacron or cotton cord tied to a sinker. Use it to wrap around flash and long materials to control them while constructing streamers.)

The attractor body is a fairly large cigar or cone shape of a metallic looking fine dubbing. The bright green metallic looks like Enrico Puglisi's Sparkle fibers, but they could be other brands of fine shredded Mylar flash. Silver is used on the white patterns, bright green on the Olive pattern, root-beer on the natural, and gold is used on the tan patterns. The Olive G's

continued on next page



Fly of the Month

continued from previous page


looks like a good Christmas fly with the bright reds and greens.

Attach two strands of round green live rubber on top of the rabbit front attachment. I would cut the strips twice as long as the hook shank and attach them by the middle section. Rubber legs tied in with the folded material trap will be more durable than two short legs on each side. Pull the rubber legs to each side of body and make several wraps of thread to hold them in place. The legs are trimmed about $\frac{1}{2}$ hook gap past the bend. Select two or three, 5-inch long strands of pearl Krystal flash. Attach on the top of the rubber leg attachment point and allow the fibers to flow to the rear. Trim them to reach the very end of the tail or even a little longer. The smaller patterns only have 4 total flash fibers. A size 2 might have 8.

The gills are added before the deer hair collar. Flash is slippery, it is always better to select a bundle half the size that you want, tie it in at the middle and fold the fibers to make the beard. The tips should be trimmed the mid shank length. The beard is fuller than I would expect, with at least 50 of the very fine flat metallic

flash fibers.

Select a small pencil size bundle of natural brown or grey deer hair. Clean and stack the bundle, removing any fine under fur. Size the bundle of hair by holding it over the hook shank with the pointed ends just coming to the mid hook shank point. You might have to split the bundle and add several small bundles or hair around the hook and "stack" them in place rather than trying to spin the hair. Trim the hair butts about the same length of the rim of the cone. Take care not to cut the longer pointed tips that form the fins. Advance the thread through the clipped deer hair to the rear of the cone and whip finish. The thread will be protected by the cone head. You could add a drop of head cement to bottom thread wraps at the tail. Adding head cement behind the cone is trickier. Apply it on bodkin needle or try applying some super glue to a 1 inch length of the thread and carefully wrapping it behind the cone head.

A longer version of the notes with more options is available from Lucky, on request. 


Heritage and Wild Trout Program

continued from page 1

education, and angling activities relating specifically to California's native trout. Chris' responsibilities include implementing and monitoring the program in the coastal counties extending south from Ventura County to San Diego County. He will be sharing some information about the program state-

wide, but will focus primarily on the Heritage and Wild Trout waters available in Southern California. Chris' program dovetails with some recent experiences of several of our members, including Gary Strawn and Paul Woolery, who assisted in an electroshock census on the San Luis

Rey River in December. Chris promises he will share some "inside information" about the availability of stream fishing for trout right here in San Diego County.

We look forward to seeing all of you on February 2nd! 

FREE CASTING LESSONS EVERY SUNDAY 9 AM--NOON

Join the San Diego Fly Fishers at Lake Murray to cast or improve your skills. Free instruction is available. Bring your own equipment or use the club equipment, available from one of the instructors.



Miramar Lake Update January 2009

Miramar Lake Update January 2009

The truck arrived this morning at 5 AM.. 3,000 pounds plus extra fish (at least 100 extra) were planted. I also received information that Joe Weber (Manager of San Diego City Lakes) is following up on my suggestion to lower the limit of trout at Miramar. I have written Joe two emails, and spoke with him face to face. I followed up with the California Game and Fish to confirm Joe had the power to reduce the limit at any time without input from Game & Fish. He can lower the limit but not raise the limit without G&F approval. It was suggested that I start a petition to reduce the limit so I am calling on ALL of you to sent Joe an email supporting the limit reduction. I have suggested a limit of two (2) trout per day because of the size of the trout.

Please send Joe an email at : jweber@sandiego.gov

Make the subject line : Please Reduce the Trout Limit at Miramar Lake

Add a little note in the body of the email on how you feel about Miramar

This can really improve the our fishing at Miramar.

Thanks,
Bob Pharoah

After you have caught your share of fish it is nice to hand off a fresh fish to a young shore or boat angler. The attached report Bob Pharoah has two photos from Lake Miramar. He had a nice 5 pound fish on and was near the shoreline. Kicked in and let the youngest land the fish. Another unknown shore angler assisted. Passing off a fish and watching the excitement on young persons face is almost more fun than catching it yourself. In makes a memory they will never forget for the kids. *Lucky*



I finished my chores and went to the lake to meet Jesse. Launched into 57 degree water at 1:00 PM. Met Norb and Jesse above Sorrento Cove. Norb had launched early in the morning and was working his way back to the dock. He had netted 10 fish and had an LDR as we talked. He was fishing an Olive Matuka but had been fishing Orange Wigglers. Jesse had one fish on the stringer and a leak in his float tube so he also headed back to the pier. I started fishing and landed my first fish at 1:30 PM. I ended up with 5 fish for the day (15, 16, 18, 18, 21+ inchers). The 21+ was the last fish of the day and weighed 5 lb 15 oz. The 18 inchers gave up a good fight that required help from 2 shore fishermen..

Lucky's Report Lake Miramar

Note to Kim's List. I was not going to write a fishing report on my 3 hours on Miramar this morning. I hate to write reports when I fail to catch a fish or even get a bump. Heidi and Bruce are planning on fishing Saturday morning at Miramar and I thought I should try to give them some advice. I woke up at 5 AM and hour earlier than my alarm clock, thinking about what lines to use, what flies, leaders, etc. I should have headed out of the house early and fished with Norbert at 6 AM, when the fish were near the surface.

continued on next page



Miramar Lake Update

continued from previous page

We had about 8 members on the lake this morning with mixed results. (added info: Bob McKay, Norb Spitzer, Bill Hanson, Bob Pharoah, Lee Anderson, Mark Sweat, Richard DeBusk, Mike Mikado, Aaron Mikado, Bruce Harris.) I fished from 7:45 to 11 without even a bump on my black or orange mohair leech or size 14 BH Prince Nymph. I did not try an Orange Power Worm, Western Wiggler. I fished from a float tube in the first big cove across from the docks, Carroll Cove. We have been having pretty good luck there but it is getting crowded early. After watching Tom Lucas catch 9 there in an hour a week ago, I tried a floating line and a black leech. Tom used a black woolly bugger. I got there too late to fish the far back cove, and a boat was camped there after Norbert Spitzer left it. The fish planted yesterday did not seem to want to bite too heavily yet. Norb got to the lake very early and was on the water at 6 AM, heading to the white buoy line across from the docks. He caught a fish on his second cast where the buoy's connect to the shore weeds. That is always a popular place for some reason. The pods of trout swing around that point. There were 5 people camped there at 7:30 and they caught a few nice fish.

Norb had four fish when I started fishing and reported he could see them near the surface very early. He caught 3 on woolly buggers or something. His radio died and I could not talk to him after he moved into the next few coves. I heard he lost a fish in Penasquitos arm. The bottom of the coves have emergent weeds in the far back coves and the fish cruise over the weed beds looking for nymphs and other insects. When the sun is up the fish seem to hide in the weed line to protect their eyes and do not go out to deep water. Most all of our trout have come to cast flies or Western Wiggler - orange power worms cast close to the weed lines.

I worked the middle section of the weeds on the west shoreline, but the fish must have gone deeper. I guessed wrong and should have used an Intermediate sink line or T200 class II sink tip. Norb caught one nice fish on a midge, size 14 black with gold rib. Mark Sweat fished from his new float tube and at first tried a heavy full sink line. It would work some times if the fish are in deeper water, but it casts into the water with a larger than desirable splash. In shallow water 5-8 feet that is enough to scare the fish and put them down. Mark later tried a nymph set up under an indicator. I think he used a Hare's Ear and a Kern River Emerger. We both had poor luck.

Bob McKay tried Penasquitos Arm and had similar luck on his buggers. One of my friends, non-SDFF member Mike Mikado and his son Aaron caught three nice trout 19 to 20 inches fished along the weed line on the north side, Bernardo Bay to Penasquitos. They used Jim Teeny T200 sink tip lines and cast two small size 10 olive buggers. They each had three good bites or fish. The fish are cruising around, you just need to find them and get the right depth for the time of day. Near the surface at 6 am and at 6 to 8 feet deep at 9am – 11am. Lee Anderson caught a 17 inch fish near the Penasquitos arm, but it was his only hit.

Bob Pharoah and Richard DeBusk fished from their larger ranging pontoon boats and traveled all the way to the east end of the lake to fish San Diego Arm. Bob had only one bump most of the morning but caught at least one 16 inch fish around 11:30. Richard caught a 17 or 18 inch fish around that time. They both caught fish on the Orange Power Worms cast as streamers. I'm stubborn and old fashioned and quit fishing rather than use the OPW.

I was completely bored by 11am and cold. I was amusing myself by trying to cast to specific little targets. I was talking to myself, as I always do. Could I put the fly in that six inch hole between two clumps of reeds? After about 300 casts I stopped anticipating a strike. I was thinking that I was paying \$5 for casting practice. I can do that in my back yard for free. I tried to fish without drinking any coffee or having breakfast. When you sit at home for 8

continued on next page



Miramar Lake Update

continued from previous page

weeks and drink a pot of coffee a day, a morning without coffee is intolerable. I could have done it if the fish were cooperating. I took a break at 11:30 and ran into Mira Mesa to the Jack in the Box for a large hot coffee and a breakfast sandwich. It took me two hours to take the chill off my bones. When I got back I talked to Bob and Richard on the radio. They were far down the lake and no company. They started catching fish but the wind was picking up. I got up at 5:30 AM and was too tired to play anymore. I went home and took a nap.

If you sit in that low float tube, remember to wear long johns, two pair of slacks or fleece sweat pants. The water is a cold 55 degrees. You might be comfortable in neoprene waders instead of breatheables. I wish I could help you figure what flies to use. You might try the size 10 olive buggers. I think the fish take them as damsel fly nymphs and they always work for Mike. The black buggers and leeches are always a good choice. If you want to really catch a fish you might add the orange Power Worm on as a trailer. The fish can't seem to resist the combination of odor and movement. I just have 8,000 flies and want to see if any of them will work. Even if I know an olive or black will work, I like to see if they want purple or orange. I did try a burnt orange mohair leech for an hour. No Love ! *Lucky*

This is Mark Sweat's note to Bob. He was pretty bored with the fishing too. I think he said he might plan a trip to the Kern River next week. Stream fishing is more exciting, but you will not catch 21 inch fish. One of the kayakers had a nice stringer of 2 nineteen inch trout and a 21 incher, all caught by throwing gold castmasters to cruising fish. He got up on his knees to spot the fish in the clear early morning waters. His fish were caught between 6am and 7am when they were near the surface back in the coves or near the buoy line. *Bob*

I didn't catch any fish. I did have one examine my Kern Emerger Nymph pretty closely. I'm not sure whether he gently mouthed the fly and rejected it or not. I probably should have tried to set the hook because he was in front of it for a while.

Lucky suggested that my full sinking line was getting me down too far so I switch to the only other rig I had which was a floating line. I had a heck of a time trying to cast the sinking line from the tube as well. I setup the nymph rig because other folks didn't seem to be exactly killing the fish on the streamers and I thought I could not get down to the fish with the floating line even with some weight. I'll have to get an intermediate sinking line soon...

There was a guy in a green kayak out fishing that caught 3 nice fish. I netted one for him and it was spilling out both ends of my small trout net! He was fishing a spinning reel with a plastic worm. He mentioned he fished the lake a lot as a young kid (he looked under 30 to me, so I thought he was still a young kid).

Thanks for inviting me and making me feel so welcome.
Mark



Recipients of the
Stroud Award
 2004-Jim Brown
 2005-Allen Greenwood
 2006- Hugh Marx
 2007- Mike Rivkin
 2008- Bill Van Wulven



STROUD TACKLE

Complete Fly Shop



● Cortland

- Loomis
- Orvis
- Sage
- St. Croix
- Hardy
- Redington
- Fly Tying Materials

San Diego Fly Fishers Headquarters



1457 Morena Blvd
 San Diego, CA 92110
 (619) 276-4822
www.stroudtackle.com
 Proprietors
 Eileen & Bill Stroud

LIFE MEMBERS

Gordon Foster (in memoriam), Bill and Eileen Stroud, Bernie Hammes (in memoriam), Hugh Turner (in memoriam), Nancy Pitts, Bob Wisner (in memoriam), Ken Armer, Glen Paul (in memoriam), Betty Coram, Ned Sewell, John Kasten, Leo Bergevin (in memoriam), George Beach (in memoriam), Bob Camp (in memoriam), Marvin Darling, Gene Jerzewski, Oz Osborn, Robbie Robinson (in memoriam), John Gauld, Lloyd Jefferies, Doug Joseph, Gary Hilbers

HONORARY MEMBERS

Jim Brown, Louisa Kassler (in memoriam), Hugh Marx, Randy Ford, Allen Greenwood, Mike Rivkin

Recipients of the:

GORDON FOSTER MEMORIAL AWARD

For unselfish and outstanding service
 to the flyfishing community

1991-Ned Sewell	2000-Tom Smith
1992-Bob Camp	2001-Rose & Roger Yamasaki
1993-Bill & Eileen Stroud	2002-Larry Sorensen
1994-Ed Velton	2003-Jim Tenuto
1995-Bob Wisner	2004-Joe Bain
1996-Gary Hilbers	2005-Jim Reeg
1997-Jack Bentley	2006-John Kasten
1998-Gordie Zimm	2007-Lucky Ketcham
1999-Gretchen Yearous	2008-Louie Zimm

Cutoff date for **March FINNY FACTS**
 articles---Friday February 13th.

Send articles to:
 Rose and Roger Yamasaki,
 5415 Lodi Place
 San Diego, CA 92117
 858-274-2712.

You can E-mail at finnyfacts@gmail.com Thanks!!

Send change of address information,signup for
 electronic version of newsletter, or Club mem-
 bership renewal to:

Lucky Ketcham



SAN DIEGO FLY FISHERS 2009 OFFICERS

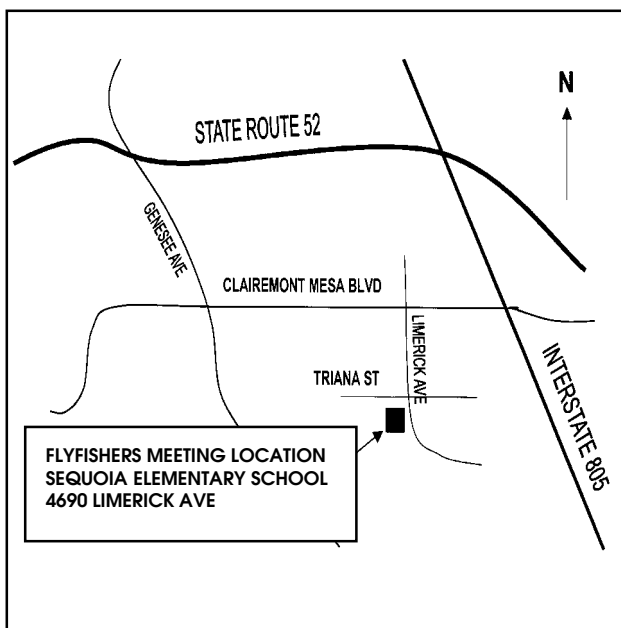
President- Paul Woolery
1st VP- Larry Sorensen
2nd VP- Art Reifman
Treasurer- Wayne Allen
Secretary- Bob Stafford

DIRECTORS

Don Davis
 Maria Goldman
 Jonathan Hee
 Lucky Ketcham
 Lee McElravy
 Art Reifman
 Gary Strawn
 Alan Thompson
 Shelly Wagner

COMMITTEE CHAIRPERSONS

Conservation-
 Gary Strawn
FFF Southwest Council-
 Don Davis
Fly Casting Clinic-
 Ned Sewell and
 John Kasten
Fly Tying Clinic-
 Lucky Ketcham
 Bill Hanson
Membership-
 Lucky Ketcham



Monthly Weekend Outings-

Dick Mount
Newsletter CoEditors-
 Rose & Roger Yamasaki
 5415 Lodi Place, San Diego
 92117, 858-274-2712

E-mail:
 finnyfacts@gmail.com

Programs- Lee McElravy
Raffles- Alan Thompson,
 Jonathan Hee (annual)

Refreshments-
 Maria Goldman

Rod Building-

Ron Meler
Trips-
 David Collins
Video & Library-
 John Beckstrand
Web Page-

David Collins
 www.sandiegoflyfishers.com
SDFF E-mail tree-
 Kim Jones,

Meeting Place for Workshops

San Carlos Recreation Center near Lake Murray. (We no longer meet at the Lake Murray Water Training Facility at Lake Murray). The address is 6445 Lake Badin Ave. To get there from Hwy. 8, take the Lake Murray Blvd. exit just like you were going to the lake. Instead of turning into Kiowa, keep going on Lake Murray Blvd. another 1.6 miles. When you come to Lake Adlon Drive, (first corner past Jackson Dr.) turn left. Go down three blocks and the recreation center will be on your right. It is on the corner of Lake Adlon and Lake Badin.



San Diego Flyfishers Headquarters
Stroud Tackle
 1457 Morena Blvd.
 San Diego, CA 92110
 619-276-4822

1457 Morena Boulevard
 San Diego, California 92110
 www.sandiegoflyfishers.com
 619.276.4822



**San Diego
Fly Fishers**

*Official Chapter of
Federation of Fly Fishers*

SINCE 1962