

# FINNY FACTS

Archived version

DECEMBER 2006

San Diego



Fly Fishers

Cleaner Water. Brighter Streams. Better Fishing.

Volume 11, No. 12

## December Meeting

## Jack Dennis Must Cancel

**W**e are sorry to report that due to personal problems **Jack Dennis** was forced to postpone his class and talk until next year.

**Lucky Ketcham** will present a portion of his notes from a 5 hour aquatic insects class given by Rick Hafele and Dave Hughes in 2004.

The topic will be "Caddisflies". Rick Hafele covered insects and Dave Hughes covered the fly selection and how to fish them.

### MEETING NOTICE

Monday, December 4th, 2006  
7:30 PM

Sequoia Elementary School  
4690 Limerick Ave.  
(See map on back page)

### REMINDER

Volunteer hosts for this meeting  
(report at 6:15 PM):

**Allen Greenwood  
and Don Rutherford**  
*Thank You, Mona Morebello*

## Fall Foliage and Fish...

by Sam and Mona Morebello



**F**or those of us lucky enough to fish in the fall, Bridgeport, CA offers some of the best waters and weather the Eastern Sierra has to offer. The water flows are stable and the summer heat and bugs are but a memory.

By now, many of you know that Ken's Sporting Goods (in Bridgeport) is now the booking agent for two beautiful pieces of private waters. We went to the Sceirine (say sure-o-nee) Ranch on the East Walker River just across the Nevada state line. This ranch is a fourth generation working cattle ranch. We had 2.5 miles of water all to ourselves.

The fees for fishing on the ranch are \$50 for ½ day (5 hours) or \$80 for a

full day plus a one day Nevada license at \$18. These fees are per person.

We dressed and rigged our rods among the goats, sheep, horses, and chickens. Even though the water flows were around 190 cfs, it was still challenging for us "old timers!" Our day was primarily nymphing with indicators such as San Juan worms or birdsnests and a small midge dropper. Due to the fast moving water, heavy weighted rigs were needed.

After spending so much of this trip casting dry flies at McGee and Hot Creeks, it took awhile to get into nymphing mode (more fishing than catching) which made the browns and rainbows we did land extra special.

continued on page 8

*"I don't make jokes. I just watch the government and report the facts." - Will Rogers*

**I**t hardly seems possible! By the time you receive this, we will be well into the holiday season, including concluding our Club activities for 2006. First and foremost, a reminder the Annual Stroud Banquet will be held on Monday, January 8, 2007, at



**LEE McELRAVY**

Admiral Baker. For those of you new to the organization, this has traditionally been a great way to finish our year. In addition to some great food, drink and conversation, (not necessarily in that order), we will be honoring the recipi-

ents of the Gordon Foster and Stroud Awards. There will be some great raffle prizes, and you won't even have to buy a ticket! **Gary Strawn** will have registration information at the December meeting. Please plan on joining us to wrap up 2006 and begin 2007.

I would be remiss if I neglected to personally thank **Lucky Ketcham** for his many recent contributions. Lucky has been wearing several hats over the past weeks. In addition to personally directing our membership renewals as our Membership Chair, we all had the good fortune to listen to **Lucky's** November presentation on fly fishing the Eastern Sierras. Earlier this week, we learned that Jack Dennis, our December speaker and leader of a fly tying seminar on Sunday, December 3<sup>rd</sup>, is dealing with some serious family medical issues. As a result, he cannot come to San Diego in December, and **Lucky** has graciously agreed to make another presentation at our December meeting.

Speaking of our December meeting, we will be holding our annual election of officers and directors. As I reminded everyone in November, if you have an interest in serving on our Board of Directors in 2007, please contact **Louie Zimm** immediately. There are

many benefits to this service, not the least of which is making a significant contribution to the many ongoing opportunities this Club presents.

On a related note, next month's *Finny Facts* presents my final opportunity to share some personal observations and specific "thank you's" to various people who have made my job much, much easier this year. In that regard, over the past month I have had the opportunity to observe how truly self-sufficient an organization we are.

**Wayne Allen** stepped forward when we needed a room for Jack Dennis' tying seminar. I listened to **Bruce Campbell** share his wealth of information regarding conservation and education. **Dave Collins**, our webmaster, has stepped forward to assist with Club travel. We heard an in-house presentation by **Lucky Ketcham** and anxiously await his program in December. Every month, "almost" every Board member attends our Board Meetings, despite the occasional laborious task of dealing with issues which can be difficult, or, at least, time-consuming. For those efforts, and as we head into the Thanksgiving season, I am truly grateful.

## **Danny Romero Wins Week at Fishing Camp**

**L**ook for an essay "The Emerger" by our young (14 years old) celebrity fly tier Danny Romero, in the latest issue of *California Fly Fisher*. Danny won a week at a fishing camp for his youth fly fishing article.





**San Diego Fly Fishers  
Annual "STROUD" Banquet  
Monday January 8<sup>th</sup> 2007  
6:30 to 9:00 PM  
Admiral Baker Clubhouse  
U.S. Navy Recreation Center**

Come celebrate another successful year for  
San Diego Fly Fishers.

**The price is only \$25 per person for a great buffet dinner in a  
beautiful and convenient setting.**

**The \$25 price includes a door prize ticket!**

**Sign-up at the Dec 4 meeting or at Stroud's Tackle.  
Or use the attached mail in sheet.**

**Payment must be received prior to December 19  
Spouses and guests are welcome!**



# **SDFF Annual Banquet: Monday, January 8, 2007**

## **6:30 to 9:00 PM**

**Join us for a big Buffet Dinner and award Presentations**

### **Location**

Admiral Baker Field is located just off Friars Road, approximately 1 mile east of Qualcomm Stadium.

Directions: From I -15 take Friars Road east!

After you pass over the top of the hill, there is a stoplight at Santo road. Turn left onto Santo Road and then make an immediate right into Adm. Baker Field. Follow that road straight around to the Golf Course Club house. There will be plenty of convenient parking!

### **Menu**

#### **Salads:**

Tossed Fresh Garden Greens with two dressings  
Pasta primavera

#### **Entrees:**

Top Round of Beef and / or Chicken

#### **Accompaniments:**

Variety of potatoes and vegetables

desert

### **Mail in sign-up sheet**

Name:

Guests Names:

Amount enclosed (\$25 per person):

mail payment to:  
Stroud's Tackle  
1457 Morena Blvd  
San Diego, CA 92110  
Mark; "Attn Annual Stroud Banquet"





---

*For those of you who were unable to attend Lucky's presentation at the November Club meeting, here are Lucky's notes on fishing Lake Heenan:*

**October 13, 2006**

**2006 Mammoth Trip and Heenan Lake notes by Lucky Ketcham**

**I** made two trips to Heenan this fall and found it can be very frustrating; but when those big fish hit it might be worth the trip.

My first excursion was an eleven day trip to the Eastern Sierras. 4 days were spent camping with Bob Pharoah and Richard Strobel and 7 days at the luxurious Snow Flower Condos in Mammoth with 12 to 14 SDFF members. People moved in and out due to work and reunions, etc. Lee Anderson, Paul Britting, Floyd Lee, George Bradley, Bernie Fink, Don Smith, Wayne Allen, Paul Woolery, John Beckstrand, Bob Pharoah, Rich Strobel, Bob Miller and I made the trip this year. We all had a pretty great time with good food, good company and some good days on the water.

My second trip was a 13 day camping trip with Bob Pharoah. We stayed at the Carson River Resort Campground out side of Markleeville, 4 miles from Heenan Lake. Some Riverside area, Deep Creek Anglers fishing the lake stayed at the Topaz Resort and Casino in Nevada.

I wanted to let you know of a "big fish opportunity" at Heenan Lake, two hours north of Mammoth on route 89 on the top of Monitor Pass. If you have never heard of Heenan, make a Google Search for the details of how to get there and the dates and restrictions. It is a California Heritage Trout hatchery lake that breeds and grows large Lahontan Cutthroat trout. It is only open about 20 days a year for fishing – weekends from the Friday before Labor Day to end of October.

A young man in the new Orvis store in the new fly shop recommended that we might try Heenan Lake with large, size 8, gold bead head Prince Nymphs fished deep on full sinking line after 11:00 AM. In the early morning when the sun is low he recommended large pink or green scud patterns and damsel flies. The scuds go deep when the sun comes up. (Negatively Phototropic) He said to fish the lake edges near the weed lines because that is where the food is. The lake has fairly high water this year and there is a ring of aquatic weeds and flooded sage brush for 20 to 30 feet. The weeds make fishing from shore almost impossible. You need a pontoon or kick boat. The fishing was really slow. I only had four bumps all day. Rich Strobel and Bob Miller fished all day without a strike. I would not recommend the lake except I caught three great fish a 19 ½ and two 24 inch Lahontan Cutthroats with great orange and red coloring. It was a robin's egg blue clear sky. The locals say that the cuts do not like sunny days. The fishing was expected to get better on the weekends in October when the nights get colder and a possible snow storm triggers the trout instinct to feed heavily before the winter. Bob Pharoah and I went back up for two more weekends on Heenan. We fished in wind, rain and

hail but we caught a few more great fish. I managed another 23 inch trout and lost another 24 or 25 inch male about 8 feet from the boat. I fished three of the days without a strike while Bob usually caught three to six fish averaging 18 inches. His success came on smaller 14 and 16 prince nymphs without the bead head. On some days they only would take the small Prince.



If you want to try a different large trout experience you might add Heenan Lake to your list of September/October fishing spots. The fish do not fight as hard as a rainbow and do not jump. But.... It puts a great bend in a 9 foot 5 weight Loomis rod. I used full sink line class 3, faster sink may have been better. I used Bernie Fink's suggestion to put out at least 60 feet of line with a long 10 or 12 foot leader of 6 pound test. I caught my fish near the dam area, one near the outlet tower and one off a deep drop off on the south bank. I used a size 8

**continued on page 7**



---

# FLY OF THE MONTH

**Patriot** by Charles Meck — (An Indicator with an Attitude)

**Hook:** Mustad 94833 or TMC 100, standard dry fly, sizes 10-18 (Size 12 best)  
**Thread:** Red 6/0 or 8/0 for smaller flies. A fluorescent red orange is also good.  
**Tail:** Reddish Brown hackle fibers  
**Wings:** White impala or calf tail, or calf body hair divided  
**Body:** "Smolt Blue" Krystal Flash wound around the shank; wind some of the red thread in the middle of the shank, similar to the Royal Coachman  
**Hackle:** Reddish Brown



Charlie Meck was one of the featured fly tiers at the 2004 Ontario Fly Fishing Show. This red white and blue is good alone, but it also can be used as an indicator fly with a small nymph or smaller fly tied off the bend. Charlie taught a few new tricks to split the hair wing and to work with slippery materials like flash. Notes by Lucky Ketcham, SDFF.

Smash the barb and mount the hook in the vise. Attach the red thread with a jam knot at two thirds the hook shank to mark the location of the future wing. Make a thread base back to the bend. Charlie likes to use white calf body hair for the wings, because they show up well in low light and are easier to use than kinkier calf tail. Calf tail or Impala body hair can also be used. Select a small bundle of calf body hair (40 to 50), the number of hairs will vary with the hook size and your eye sight. Clean out any under-fur and stack or get most of the tips even. Size the wing to be two hook gaps in front of the thread marker. Manipulate the stack of hair with your fingers to make a tight bundle and place on top of the hook, tips to the front. Make two soft pinch wraps and then tighten the thread, making more tight wraps on the base. Pull up on the front of the wing and make a small thread dam of 8 to 10 wraps to stand up the wing. Charlie teaches a trick to help stand up and split the

wings. Take a loop of fine leader or thread about 6 inches long. Place the loop over the eye of the hook and pull back to the hair wing. Spread the hair out with your finger nail and find the approximate center. Pull the leader loop back through the center of the wing and tie it off behind the wing. This little trick just helps find the middle. Now take the regular tying thread and figure 8 wrap through the middle of the wings to further separate. Make two or three thread wraps around the base of each wing and then around the hook shank. Trim off the butts of the hair wing at an angle or with three spaced cuts to make a tapered under body.

Add the tail: Select a small bunch of stiff brown rooster hackle for the tail, about 15 to 20 fibers. Size the tail to be one shank length and pinch wrap on top of the hook. Keep the tail on top of the hook shank and tight wrap to mid shank. Trim off the butts to blend in with the base of the hair wing.

Select 4 or 5 strands of Smolt Blue Krystalflash and attach at the base of the tail. Charlie notes that some people have had problems with slippery materials like the Krystalflash, pulling off the back of the hook. The trick he teaches is to keep one strand of flash in the material keeper while he wraps three or four forward making a smooth

continued on next page



---

## Fly of the Month

continued from previous page

body. Then wrap the final strand of flash as a tight rib to hold the other strands in place. Wrap the rib strand up to near the mid shank point and tie down with a band of red thread. Make 10 to 15 wraps of thread and then continue with the blue flash up to the base of the wings. Tie down and rim off excess flash.

Select and size one or two reddish brown hackles. Attach behind the wing with the stems between the divided wings. The dull or concave side should be up. The larger size 12 hooks might need two hackles to make a very full hackled fly. Wrap 4 to 6 turns behind the wings and another 3 or 4 in front. Secure with three tight wraps and trim the stems. Charlie then made the whip finish with three turns of thread on a half hitch tool and then another three turn half hitch. It was

Charlie Meck that taught me that the half hitch tool method was the same as a whip finish made with a special tool. A small drop of head cement is optional.

A size 14 Patriot was very good for me at Sotcher Lake near Mammoth, the first week in October 2006. There was a hatch of smaller brown caddis that evening and larger October caddis were occasionally seen. 10 to 13 inch rainbows were rising just off the shallow inlet area. I caught 12 of my 16 trout that evening on a single Patriot. The full brown hackle makes the fly float well, the white wings makes it easy for a blind man to see and the bright blue and red body seems to attract the fish. Why use a yarn indicator when you can use "An Indicator with an Attitude."

Try it you'll like it. — Lucky



---

## Lake Heenan

continued from page 5

Prince Nymph with a large gold bead. The bigger fish were caught between 4 PM and 5 PM when the shadows started to appear on the west shore line. There is a point with a lone pine tree on the west side that has historically produced some of the big fish. The flat near the hatchery building produced many smaller fish in the early morning. The average size fish in this lake is 18 inches.

Many of the locals that I talked to say they like to use smaller size 14 and 16 Princes, Hare's Ears, Damsels and of course scuds. Angora Leech patterns in black, wine and purple are supposed to be good colors too. They do not know why the Prince works so well. Someone said that there are a lot of water boatmen (Corixidae) that have oar like legs similar to the wing or tail of the Prince.

A shore angler said he has fished the lake every year with Thomas Buoyant spoons in Orange and Red. He said that the cuts are suckers for patterns with red, orange or purple. A large gold Kastmaster was the hot spinning lure this year. Those of you that mix spin and fly fishing you would have to modify your spoons to have a single barbless hook.

### BASIC INFORMATION YOU NEED TO KNOW:

- ONLY open on Fridays, Saturdays, and Sundays, CLOSED Monday-Thursday
- Season opens the Friday before Labor Day, closes the last Sunday in October
- Fishing only allowed from Sunrise to Sunset
- A caretaker (retired warden) checks for licenses, but you can't buy a license there
- You can fish from the bank, but most people use float tubes, canoes, or rowboats
- Bears have learned not all fish survive when released, so they frequent the lee shore. Be Alert!
- No services available here, other than chemical toilets. Bring food and water
- For flies, black or olive Woolly Buggers, Prince nymphs, Callibaetis, and midges are good patterns
- Lures, spinners, and plugs are allowed here too (with only a single barb less hook!)
- The fish feed in spurts. Fishing gets red hot, and then it can completely stop. Be patient!
- The end near the dam, and the side opposite the launch area are most productive (I don't know why)

More notes on page 9







**JACK BENTLEY**

**Green River Trip  
May 7th-11th 2007**

Make plans now for the annual Green River trip!

**Three day fishing trip**

Estimated cost with guides: \$1,480

Travel days May 7th and 11th, fish May 8th -11th

**Contact David Collins at for further information.**

**Fall Foliage and Fish**  
continued from page 1

For those of you who like to fish still waters, Ken's also books Hunewill's Ranch Pond, a four acre pond loaded with "trout up to 5 pounds". This pond is limited to four anglers a day, fly fish only and float tube required. The fees are \$60 for ½ day and \$105 for a full day. The ranch is four miles from Bridgeport.

If you happen to be in the Bridgeport area, the properties are well worth a visit. We never saw another soul on the water.





## More notes from Lucky...

### Mammoth Trip Summary:

We all had a great time on Sotcher Lake, Mamie, Mary, Lundy, Hot Creek and other spots.

Crowley was almost not fishable due to a bloom of filamentous green algae that coated every hook within seconds. Bob Pharoah, Rich Strobel and I went up early and were lucky to fish a few days after a strong west wind that temporarily cleared the shallow bay north of Bart's Bluff near the northern Owens River channel. Bob caught two 18 and a 15 inch rainbows four feet from shore one full moon evening right after dinner. The fish were in the shallows chasing baby perch for several evening.

The Paul's Special – bead head bugger with the FFF fox tail with 4 strands of

crystal flash, some olive marabou and cinnamon marabou (John Beckstrand adds three or four red marabou) was the fly of the trip. I think Paul Britting caught at least 72 fish on that fly alone. Bernie Fink had a 27 trout day on Sotcher using the Paul's Special. He worked hard for 30 fish, but the wind was too much for most of us.

John Beckstrand, Lee Anderson and Wayne Allen had some good days on the lake. One day Paul Britting and Rich Strobel were going fish for fish up to a 14 to 14 tie one day. The night time dinner was very comical when Paul found out that Rich was using a brown Pistol Pete. The Marines really attacked the poor Air Force man that used a fly with a silver propeller. Paul renamed the fly the "No Shame Fly." This was the first trip for Rich Strobel

and he handled the teasing in stride.

Wayne Allen caught a nice brown trout, maybe the biggest fish of the trip on Hot Creek. The huge brown took a small Parachute Adams along the weed beds. Another parachute was taken and lost on another big fish. John Beckstrand caught a nice 23 ½ inch rainbow at Sotcher on the last day of fishing.

Lundy Canyon was a great place to view the golden Aspens, but they were even more colorful on the road to South Lake Tahoe.

A recipe for a standard Prince Nymph can be found at



**Male cutthroat**



**John Beckstrand with a nice rainbow.**



**Bob Pharoah on Lake Mamie.**



**Paul Britting on Lake Mamie.**





## **From the FFF Clubwire News**

**Submitted By Gil Padovani**  
**Taken from the Long Island Flyrodders Newsletter**

### **Save Yourself Some Money....**

**W**henver I browse through the pages of fly fishing catalogs, I cannot help thinking how gullible fly fishers are. Let's face it: We can't wait for the Somerset Fly Fishing Show to open its doors so we can spend money on something that we really need like a hole in the head.

Since most of us already have everything we need, manufacturers must constantly come up with new or updated products. Some of these may have merit but many others do absolutely nothing for us, except for relieving our wallets of hard earned cash.

Just look at any catalog and see how many varieties of the same type of fly fishing lines a single manufacturer produces. When at one time, it may have manufactured only one floating line type, it soon expanded its line (pardon the pun) to the next generation, meaning a line that supposedly performed better and that carried a higher price tag. Now, repeat the process several more times with floating, sinking and sinking-tip lines and I'm sure you get my drift (again, pardon the pun).

The fact of the matter is that (except for the price), I can't tell the differ-

ence between a second generation line and a fourth generation one. I cast equally bad with either, so, I might as well save myself some money.

Of course, the line evolution does not end with allegedly improving the same type of line. Heck no! Let's create specialty lines, so we now have trout lines, nymph lines, tarpon lines, saltwater line, steelhead and salmon lines, striped bass lines, bonefish lines, freshwater bass lines, etc. Do you honestly believe a \$53 freshwater bass floating 7 weight line catches more largemouths than a \$40 all purpose 7 weight second generation floating line? Not a chance.

The biggest rip off, insofar as I am concerned, concerns leaders and tippet material. Without a doubt, we have seen improvements in this area, especially with the advent of fluorocarbon material but have you checked the prices lately? I just went through several catalogs and can tell you that the price of a nine-foot fluorocarbon leader varies from \$6.50 to \$7.99. Thirty yard tippet spools go from \$10 to \$14. While this in my opinion borders on price gouging, what irks me even more is that now we also have "specialty" leaders and tippet material specifically designed for different species of fish.

It's true, when trout fishing with dries it is important that we use a tapered leader that properly turns over the fly but let's not carry this concept to other type of fish in different situations. For several years now, I've been fishing for bonefish in the Bahamas and Atlantic salmon on Canada's Miramichi. I also spend some time fishing for stripers at the Jersey Shore and for smallmouth bass in a Maine pond. For the most part, these fishes have never seen a fisherman, let alone a leader. They are not leader-shy and when you strip a streamer or cast it three quarters downstream, especially in fast moving water, the tapering of the leader or a not-so-well presented cast means nothing to the fish.


When I fish for Atlantic salmon, steelhead, bonefish, stripers or smallmouth bass, I use a straight piece of 10 lb or 12lb fluorocarbon line for a leader. I buy a 400 yard spool of fluorocarbon line for \$15 which is the equivalent of 133 nine foot leaders, each costing 11 cents. At an average cost of \$7.00 for each manufactured fluorocarbon leader, that's a saving of over \$900.

Happy Fishing and save yourself some money.




Recipients of the  
**Stroud Award**

2004-Jim Brown  
2005-Allen Greenwood



## STROUD TACKLE

*Complete Fly Shop*



### ● Cortland

- Loomis
- Orvis
- Sage
- St. Croix
- Hardy
- Redington
- Fly Tying Materials

### *San Diego Fly Fishers Headquarters*



1457 Morena Blvd  
San Diego, CA 92110  
(619) 276-4822  
[www.stroudtackle.com](http://www.stroudtackle.com)  
Proprietors  
Eileen & Bill Stroud

### LIFE MEMBERS

Gordon Foster (in memoriam), Bill and Eileen Stroud, Bernie Hammes (in memoriam), Hugh Turner (in memoriam), Nancy Pitts, Bob Wisner (in memoriam), Ken Armer, Glen Paul (in memoriam), Betty Coram, Ned Sewell, John Kasten, Leo Bergevin (in memoriam), George Beach (in memoriam), Bob Camp (in memoriam), Marvin Darling, Gene Jerzewski, Oz Osborn, Robbie Robinson (in memoriam), John Gauld, Lloyd Jefferies, Doug Joseph

### HONORARY MEMBERS

Jim Brown, Louisa Kassler (in memoriam), Hugh Marx, Randy Ford, Allen Greenwood

Recipients of the:

### GORDON FOSTER MEMORIAL AWARD

For unselfish and outstanding service  
to the flyfishing community

- |                           |                            |
|---------------------------|----------------------------|
| 1991-Ned Sewell           | 1999-Gretchen Yearous      |
| 1992-Bob Camp             | 2000-Tom Smith             |
| 1993-Bill & Eileen Stroud | 2001-Rose & Roger Yamasaki |
| 1994-Ed Velton            | 2002-Larry Sorensen        |
| 1995-Bob Wisner           | 2003-Jim Tenuto            |
| 1996-Gary Hilbers         | 2004-Joe Bain              |
| 1997-Jack Bentley         | 2005-Jim Reeg              |
| 1998-Gordie Zimm          |                            |

Cutoff date for **January FINNY FACTS**  
articles---Friday December 15th.

Send articles to:  
Rose and Roger Yamasaki,  
5415 Lodi Place  
San Diego, CA 92117  
858-274-2712.

You can E-mail at [finnyfacts@gmail.com](mailto:finnyfacts@gmail.com) Thanks!!

Send change of address information,signup for  
electronic version of newsletter, or Club mem-  
bership renewal to:

Lucky Ketcham  
3510 Gayle Street  
San Diego, CA 92115



**SAN DIEGO FLY FISHERS  
2006 OFFICERS**

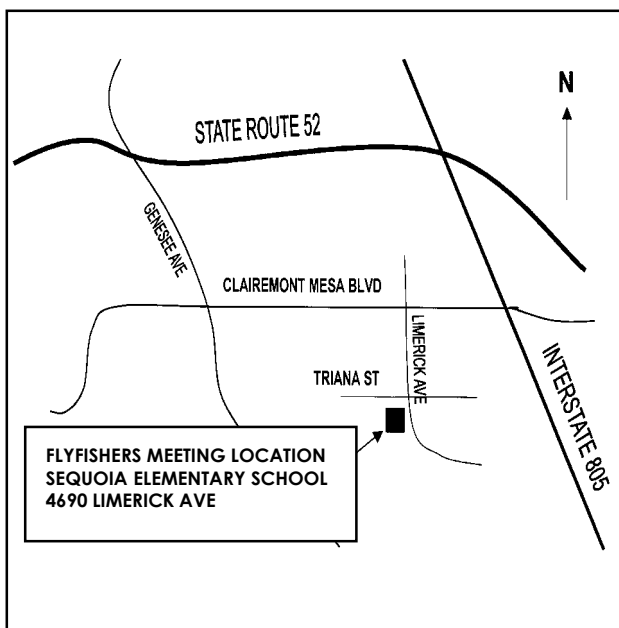
President- Lee McElravy  
1st VP- Gary Strawn  
2nd VP- Jonathan Hee  
Treasurer- Warren Lew  
Secretary- Paul Woolery

**DIRECTORS**

Bruce Campbell  
Don Davis  
Larry Dirksen  
George Gates  
Maria Goldman  
Lucky Ketcham  
Jim Reeg  
Al Venton  
Shelly Wagner  
Louie Zimm

**COMMITTEE  
CHAIRPERSONS**

Conservation-  
Bruce Campbell  
FFF Southwest Council-  
Ron Meler  
Fly Casting Clinic- Ned  
Sewell and John Kasten  
Fly Tying Clinic-  
Tom Smith  
Lucky Ketcham  
Membership-  
Lucky Ketcham  
Monthly Weekend Outings-  
Dick Mount



Newsletter CoEditors-  
Rose & Roger Yamasaki  
5415 Lodi Place, San Diego  
92117, 858-274-2712  
E-mail:  
finnyfacts@gmail.com  
Programs- George Gates  
Raffles-  
Refreshments-  
Maria Goldman

Rod Building- Tom Smith  
Trips- Open  
Video & Library-  
John Beckstrand and  
Howard Knop  
Web Page- David Collins  
www.sandiegoflyfishers.com  
SDFE E-mail tree-  
Kim Jones,

Meeting Place for Workshops

San Carlos Recreation Center near Lake Murray. (We no longer meet at the Lake Murray Water Training Facility at Lake Murray). The address is 6445 Lake Badin Ave. To get there from Hwy. 8, take the Lake Murray Blvd. exit just like you were going to the lake. Instead of turning into Kiowa, keep going on Lake Murray Blvd. another 1.6 miles. When you come to Lake Adlon Drive, (first corner past Jackson Dr.) turn left. Go down three blocks and the recreation center will be on your right. It is on the corner of Lake Adlon and Lake Badin.



San Diego Flyfishers Headquarters  
Stroud Tackle  
1457 Morena Blvd.  
San Diego, CA 92110  
619-276-4822

1457 Morena Boulevard  
San Diego, California 92110  
www.sandiegoflyfishers.com  
619.276.4822



**San Diego  
Fly Fishers**

*Official Chapter of  
Federation of Fly Fishers*

**SINCE 1962**

**NON-PROFIT ORG.  
U.S. POSTAGE PAID  
SAN DIEGO, CA  
PERMIT NO. 40**