

FINNY FACTS

Archived version

SEPTEMBER 2012

San Diego



Fly Fishers

Cleaner Water. Brighter Streams. Better Fishing.

Volume 17, No. 09

Monthly Meeting

California Fly Fishing



Our speaker for the Monthly Club assembly is **Greg Vinci**. Greg has traveled throughout the state and written about

and photographed the best fly fishing destinations of the state of California. Many of those travels have resulted in articles and photo essays that have appeared in many of the major U.S. fly fishing and outdoor magazines. That experience has brought an intimate knowledge of California's best fly fishing waters. Join us for an evening with Greg Vinci.

MEETING NOTICE

Monday, Sept 10, 2012
7:30 PM

Sequoia Elementary School
4690 Limerick Avenue
(See map on back page)

REMINDER

Volunteer hosts
for this meeting
(report at 6:15 PM)

**Mark Hedderson
and Les Schultz**

Thank You, Mona Morebello

Wal-Mart-Over Night Rest for Frugal Fly Fishers

by Lucky Ketcham

This is a tip for my friends that are thinking about driving thousands of miles to distant fly fishing rivers and are on a budget. If you are traveling with two or three trucks, utility trailers and a boat, it is sometimes difficult to think about paying for two or three campsites at a KOA, or a standard campground. Maybe the campgrounds are full or too far away. Some US Forest Service Camps are miles out of the way and on terrible washboard roads. One answer for the tired driver and "frugal angler" has been the Wal-Mart parking lots of many of the rural western cities. Over the past 5 years we have often stopped a night in Cody, Sheridan, Rock Springs, Pinedale and Casper, WY; Vernal, UT; and several other cities. **Bob Pharoah** and **Sam Gilbert** even had a map of all the Wal-Marts on the way to Alaska. Don't feel guilty about trying to save a few dollars on a trip. You are in good company, as many \$100,000 RV's will be parked next to you. Why pay \$50 to \$170 for a motel room that you will only use for 6 to 8 hours if you do not need the air conditioning and a shower. Sleeping out under the stars is the old way of the West. If you are on



a camping trip - Camp - is my rule of thumb. Big City people are always tempted to stay in a nice, expensive motel and may not know this trick of the open road.

This little video link explains the policy to ask the store managers for permission to "rest" over night in their parking lot. <http://www.gonewiththewynns.com/?p=1409>

Allstays.com even has a phone app that gives you the locations of Wal-Marts that do and do not allow overnight visits. Don't try it in Anaheim and many southern California cities.

<http://www.allstays.com/c/wal-mart-locations.htm>

<http://www.allstays.com/Features/how-to-park-overnight-at-wal-mart/>

The above link gives you some standard tips.

Sometimes sleeping in your truck camper shell requires emptying out half your gear and putting it on the ground in a blue tarp for

continued on page 5

First and foremost, my very special thanks to **Larry Sorensen, Paul Woolery, Rick Vorst** and the **Zimms**, who planned and directed the **Celebration of Life for Eileen and Bill Stroud** on August 4th at Admiral Baker. Messrs. Bowman, Sorensen and Vorst kept everyone's rapt attention with their Stroud stories and **Jim Reeg**, who could not be present, submitted his anecdotes in writing (which were read by Rick Vorst). With Rose and Roger's special assistance, we were able to distribute a beautiful eight-page special edition of the Finny Facts, consisting entirely of photographs and articles regarding the Strouds.

A psychologist friend once suggested that we in this country have our holidays confused. We should not celebrate New Years on January 1st of each year, but rather on September 1st, when families return from vacation, children and grandchildren return to school, teachers return to their jobs, and various organization gear-up for the Fall semester. This is when a "New Year" truly begins. Our Club is no different.

We had a great Spring semester. It was my stated intention to encourage members to become more involved in Club activities this year, and many of you responded. As I noted in my May

President's Message, over a ten-day period in April over fifty members volunteered for a wide assortment of Club activities.

I would like to continue that level of involvement this Fall, beginning with our next general meeting on September 10th. We are going to have another introductory clinic for Navy personnel at 32nd Street and, possibly, a second clinic at another local military base. Fly tying on Thursday nights and casting on Sundays. Preliminary discussions are currently underway to begin a series of classes at one of the local sporting goods stores. Finally, I want to draw your attention to two specific needs.

As I mentioned in my August *Message*, after twelve years of untiring commitment, **Mona and Sam Morebello** have decided to retire from their roles as organizers of our meeting hosts. We do need a new volunteer to takeover this function. Remember-you are not volunteering to set-up every month, but rather to organize others to perform that function in 2013. Your task should be successfully completed by the November general meeting. Mona and Sam have shared a wonderful collection of their forms and instruction sheets, which I would be please to pass-on to a worthy successor. If



you are interested, please see me before the September 10th meeting.

It is not too late to begin thinking about how you can best serve the Club in 2013. In October **Art Reifman**, as our immediate Past President, will begin assembling our Board of Directors for next year. We were most fortunate this year, adding four new faces to the Board. Please consider whether this is something you might want to do in 2013. If so, give Art a call.

Finally, we received word this week that **Janis Dilley** passed away on August 14th after a courageous battle with cancer. Janis and her husband **Art** have been long-time members of the Club. Please keep Art and his family in your prayers.


Lee McElravy



Scenes from the Stroud Celebration of Life



Rick Vorst



John Bowman



Larry Sorensen



Admiral Baker Clubhouse



Golden Trout Wilderness; San Diego River Watershed

We have had a very busy summer. In June, eight hearty SDFF volunteers hiked into the Golden Trout Wilderness to put up our cattle exclusion fence in Casa Vieja Meadow. The meadow is in great shape and the trout are healthy and hungry. USFS asked us to leave the fence up later this year, so we will be going back in mid October to drop the fence. It will be cold, so we will have to be flexible and schedule around any snow storms on short notice. But, the fishing should be great. If you are interested contact me via the email address below.

Locally I have been working with the new fisheries biologist at the San Diego DFG office to do some surveys of the fish in the San Diego River watershed and set up devices to monitor for invasive mussels. DFG has recently confirmed that that the trout we stocked in upper Boulder Creek after the Cedar Fire are doing well. They would like to

do a more intense survey and possibly work toward a wild trout designation, but they are stymied by lack of clear public access to the stream. Enter our friends at the San Diego River Park Foundation...they identified some critical parcels for sale and are negotiating to purchase a wonderful lot right below the Boulder Creek Road crossing. This property includes almost 800 feet of Boulder Creek provides a great location for monitoring water quality and wildlife in the upper watershed, as well as improved access into the wild trout habitat. There are two other parcels SDRPF is looking at, to complete the puzzle but this one is the keystone. I am excited about this opportunity to establish a wild trout area in San Diego County and I am proud that our SDFF Board has authorized \$5,000 from our 2011 and 2012 Conservation Raffle Funds, to act as seed money for this purchase. The River Park Foundation has already



identified double matching funds and other sources to help with the purchase. I will keep you all apprised of our progress and hopefully we can schedule a field trip to check out the area this fall. It is hot and dry this summer so I strongly suggest leaving the trout alone for awhile. Then, after the first rains this fall, I think we should try feeding them some feathers and fur...catch and release PLEASE!

My club email address:

Keep Smiling,
Gary



Preston's golden trout



Casa Vieja Meadow



**Wild trout in
Boulder Creek**



Wal-Mart

Continued from page 1

protection. It is always safer and better to sleep inside your RV or Camper.

Here is how I had to sleep this year at the Vernal, Utah store. It was one of my best night's sleeps of the 9 week trip.

Notice that I am protected from any cars or trucks running me over, I am not in the drainage culvert, I am in the "morning shade" and there are no water sprinklers giving me a shower. If it was rainy or snowy I would have a blue tarp cover tucked in and over my air mattress. The only problem was that the store did not open until 6 AM. Many of the Wal-Mart's are open 24 hours a day. If I could have purchased milk, eggs and a few groceries at midnight I probably would have risked my life driving for another hour on winding mountain roads. Don't drive when you are really sleepy.

Tip: Don't try to sleep too close to the big refrigeration compressors at any of the stores. They make a terrible noise all night. This west side of the store is always tempting because of the protection from the early morning sun.

The experienced truckers will be parked in flat areas on the perimeter of the lots. They know the best locations but.... some of them have refrigerated cargo and will run their diesel engines all night long. Ear plugs and a blind fold might be a good investment some nights. In 2009 we had to stop **Paul Britting** from killing an RV owner that pulled into the parking lot late, put his gas powered generator 10 feet from Paul's truck and ran the air conditioning all night. Paul was not a



Here is what we looked like two years ago when Bob and I slept in our trucks. I had to break one of the general rules about not putting too much gear out on the ground. No one said anything to us.

happy camper that night when he was kept awake to enjoy the "country air" of two hog carrier trucks parked upwind of him. Luckily the Cody store was open all night and Paul wandered the store shopping until he was tired enough to sleep.

One night three years ago we were at the Cody Wal-Mart and decided to "rest" on the far side of the parking lot away from all the RV's and truckers. This was a night that three of us just threw our air mattresses down on the pavement and covered our sleeping bags with blue tarps. The tip here is to know which way the prevailing winds are going to blow and do not try to sleep on the ground where all the cigarette butts, coffee cups, dust, grit and dirty baby diapers will blow up against your bed. I was spitting dust in the morning for an hour.

Note some of the Wal-Marts were built on wetlands and might have a "Mitigated Wetland" set aside near the parking lot. I enjoyed the red-wing black birds and the protected wetland at Casper, but it also came with my favorite insect the "mosquito." Look around the lot and pick spots that will not cause extra discomfort. One year we parked too close to a nice grassy island. In the early morn-

ing big sprinklers came on and water ran across the parking lot, under our air mattresses. Also it was not great when the little old ladies used the grassy areas next to our trucks for their doggy run.

All in all, my experiences at stopping at Wal-Marts have been very positive. We like the idea of shopping late at night when the stores are almost empty. They have good restrooms, safe drinking water, a pharmacy and usually some type of restaurant. Most have a Subway or a McDonalds. Many stores have free Wi-Fi in the restaurant. I feel more secure resting in a Wal-Mart parking lot than I do in any roadside stop or even remote USFS camp site. Try it you'll like it.



Wal-Mart has brightly lit parking lots. One AM can seem like mid day. Remember there are security cameras for your safety. Don't get out and pee in the bushes. You might be on TV.

If anyone has any questions about our experiences, feel free to contact me.

Lucky Ketcham



Sept. 13-16

SOUTHWEST COUNCIL FFF SCHEDULES MASSIVE MAMMOTH FLY FISHING FAIRE

Plans for the Southwest Council FFF's 24 local club Fly Fishing Faire in Mammoth are coming together.

"Slated for Sept. 13-16, The Fly Fishing Faire will be a potpourri of the sport with clinics, workshops, films, casting, fly-tying, vendor displays and every aspect of the sport aimed at conventional anglers who want to 'convert', casual anglers, fly-fishing fanatics and weekend visitors to the Mammoth area," . Adult admission is \$10 with children and teens age 16 and under free.

One admission is good for all Faire days. Some workshops and seminars are included in the Faire admission; other classes will have separate registration fees. Hours are Thurs., 2-5; Fri., 8-5; Sat., 8-5; and Sun., 9-3. The Faire will be headquartered at Cerro Coso Community College, 101 College Parkway in Mammoth.

"We scheduled the event to coincide with the end-of-summer Eastern Sierra caddis hatch, the start of fall colors, the beginning of school and much less traffic," .

Featured film presentation will be The International Fly Fishing Film Festival (IF4), 13 short and feature length films – about two hours – produced by professional and amateur filmmakers from all corners of the globe, showcasing the passion, lifestyle and culture of fly-fishing.

Fly-fishing film topics scheduled range from steelhead in Northern British Columbia to chasing multiple species in Costa Rica.

Programs, classes or seminars will include:

- On-stream line mending workshops by Guy Jeans, Kern River Fly Shop, Kernville;
- Hot Creek and where to fish in the Eastern Sierra by Kevin Peterson, manager, Hot Creek Ranch;
- Basic to Advanced Fly-Tying, Steve Fernandez, Sierra Pacific Flyfishers, San Fernando Valley;
- Tying Extended Body Flies, Naomi Okamoto, Pasadena Casting Club;
- Fishing Lake Crowley from the shore, Ernie Gulley, Deep Creek Fly Fishers;
- Rush Creek/Silver Lake float-tubing, Streamborn Fly Fishers;
- All day rod building class, Chiaki Harami, Southwestern Sierra Fly Fishers;
- Building custom leaders and how to fish them (on-stream instruction) on Hot Creek, Mas Okui, Sierra Pacific Flyfishers;
- Beginning Digital Photography workshops, Michael Miller, professional photographer, California State University, Northridge and Pasadena Casting Club.

Professional fly-fishing guides and instructors for the Faire will come from the Eastern Sierra Fishing Guide Assn.; Ken's Sporting Goods, Bridgeport; and the Trout Fly Troutfitter, Mammoth Lakes.

There will also be golf, spa sessions and other activities for the entire family.

According to Fernandez, who is coordinating the tying, "Many of the best fly-tiers in California will conduct hands-on workshops demonstrating productive Eastern Sierra patterns."

Among the vendors will be fly-fishing shops expected to have end-of-the-year specials on close-out 2012 merchandise as well as an advance peek at holiday gifts.

For advance registration and a list of programs, fly-fishing films, presenters, fly-tiers and events, visit the Faire website at www.regonline.com/flyfishingfaire



FLY OF THE MONTH

The Chubby Chernobel

- Hook:** Size 8 two X long dry fly hook. (You might try a size 10 or 12 for the Sierra Hoppers)
- Thread:** 6/0 brown, tan or olive to match the colors
- Tail:** Crystal flash or Poly yarn - can be pearl, amber, white, black (eggs on stones are black)
- Body:** Fine dry fly dubbing - tan, golden stone, black, yellow to match bug.
- Body:** Tan or Black 2mm sheet foam, cut at least as wide as the hook gap. (Chubby)
- Legs:** Silli Legs - or Centipede legs - I like the pumpkin with flakes of black or yellow & black
(For the Sierra hoppers I would use red legs in the rear half - The Mexican Red Legged Hopper is very common in the SW.)
- Wings:** Two relatively long wings of Poly Pro yarn (floating yarn) can be
- Glue:** CA Super Glue - to keep everything from moving around and for durability



The Chubby Chernobyl is a Hi-Vis variation of the Chernobyl Ant that has become very popular in the West in the past few years. I bought and used my first one on the fast choppy waters of the Madison near Ennis Montana last year. The addition of the double Poly Propylene wing really makes this pattern easy to see and mend to get just the drag free drift needed on heavily fished rivers. I fished it from a moving pontoon boat at the end of the Golden stonefly hatch. One of the guides advised me that I would do better if I got out of the boat and made the better casts and drifts. "It is hard to get the proper presentation in those back eddies from a pontoon boat." Were his exact words.

The stonefly hatches are over for the season but this fly will work as a grasshopper and makes a great dry dropper set up. Hang a size 18 Zebra midge off the bend and have some fun. Here are two links with two different methods of construction:

<http://www.charliesflyboxinc.com/flybox/details.cfm?parentID=196>

<http://azwanderings.com/fly-tying-the-chubby-chernobyl/>

continued on next page



Fly of the Month

continued from previous page

Of the two construction variations above, I like to build the big fly patterns from left to right. Making the complete dubbed body and then adding legs and wings to that soft body can lead to problems with the legs pulling out. The author notes that you should make hard thread wraps at the attachment points for the legs before and after. That is the fly tying trick you should pay attention to if you choose that method for flies.

Quick instructions: Add some Super Glue to the bare hook shank and quickly make a tight thread base. Add a short tail of Krstalflash or Poly yarn. Trim at one hook gap. Cover the butt and tie down with golden fine dubbing. Cut a strip of 2 mm craft foam as wide as the hook gap or a little wider. (Chubby is okay) Measure it over the hook shank to extend $\frac{1}{4}$ inch from each end. Trim the corners to make it rounded. Hold the foam strip on top of the hook and make two soft pinch wraps of thread just above the hook barb and at the front of your dubbing. Pinch the foam at this point and pull down on the thread to tighten. Make 3 more tight wraps of thread. Add silli legs on each side. Add a nice visible bundle of Poly Pro Yarn folded over the thread and pull down.

At this point I would add a drop of Super Glue to the bottom of the thread wraps and each leg

connection. Add a sparse noodle of fine dubbing and cover the thread wraps of the legs. Do this as you pull back the double wing and while the glue is still wet. You want the poly pro wing to flow to the rear. Do not trim it yet.

Add another good heavy noodle of dubbing to the thread. Lift the foam body and wrap the noodle forward in touching turns to about the $\frac{3}{4}$ hook shank position. Pull the foam strip forward and tie down. Add legs and another wing as you did before. Add the thin noodle of dubbing to cover the connection and force the wings back. Lift the foam body and add a little dam of dubbing for the head. Make a small thread head and whip finish.

Now look at the 4 pairs of legs and trim them relatively long but equal in length. Pull up on both sets of Poly Pro Wings, comb them out with your bodkin and trim them at least 1 to 1.5 inches long. I like them at an angle to make the wing look like a sail. The wing makes this pattern special.

Grease the whole fly up with Silicon and enjoy watching it float forever in front of those big freestone rocks on the Madison and other rivers.

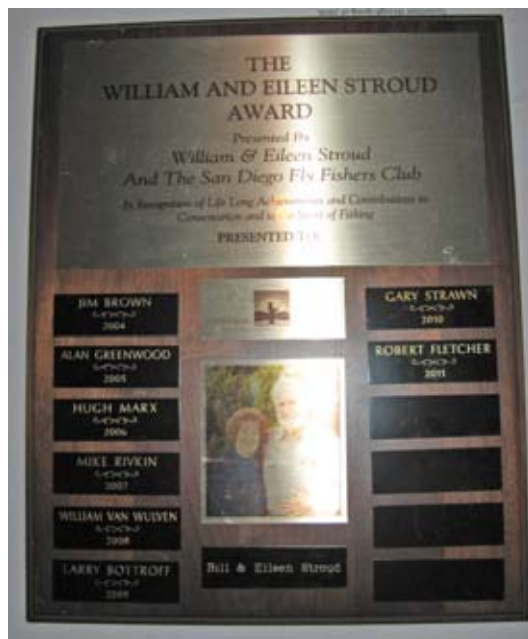
Lucky



Melanoplus femurrubrum—**Red Legged Grasshopper** - only about 2 inches long.
(My fishing buddy Wayne Allen always likes the scientific names - so I add them for him.)



Recipients of the
Stroud Award
 2004-Jim Brown
 2005-Allen Greenwood
 2006- Hugh Marx
 2007- Mike Rivkin
 2008- Bill Van Wulven
 2009- Larry Bottroff
 2010- Gary Strawn
 2011- Bob Fletcher



Cutoff date for **October FINNY FACTS**
 articles---**Friday September 14th**

Send articles to:
 Rose and Roger Yamasaki,

Thanks!!

**Send change of address information,
 signup for electronic version of newsletter,
 or Club membership renewal to:**

Paul Woolery

EILEEN STROUD CONSERVATION FUND



Donations are gratefully
 accepted
 Make checks payable to Eileen
 Stroud Conservation Fund

Mail to:
 Stroud Conservation Fund
 1457 Morena Blvd
 San Diego, CA 92110

All funds collected in Eileen's name will be donated to fresh water fish conservation or research programs in San Diego County.

LIFE MEMBERS

Gordon Foster (in memoriam), Bill Stroud, Eileen Stroud (in mem), Bernie Hammes (in mem), Hugh Turner (in mem), Nancy Pitts, Bob Wisner (in mem), Ken Armer, Glen Paul (in mem), Betty Coram, Ned Sewell, John Kasten (in mem), Leo Bergevin (in mem), George Beach (in mem), Bob Camp (in mem), Marvin Darling, Gene Jerzewski, Oz Osborn (in mem), Robbie Robinson (in mem), John Gauld, Lloyd Jefferies (in mem), Doug Joseph, Gary Hilbers, Tom Smith, Bud Olsen

HONORARY MEMBERS

Jim Brown, Louisa Kassler (in memoriam), Hugh Marx, Bob Fletcher, Randy Ford, Allen Greenwood, Mike Rivkin, Bill Van Wulven, Larry Bottroff, Aubrey Wendling

Recipients of the: GORDON FOSTER MEMORIAL AWARD

For unselfish and outstanding service
 to the flyfishing community

1991-Ned Sewell	2004-Joe Bain
1992-Bob Camp	2005-Jim Reeg
1993-Bill & Eileen Stroud	2006-John Kasten
1994-Ed Velton	2007-Lucky Ketcham
1995-Bob Wisner	2008-Louie Zimm
1996-Gary Hilbers	2009-Warren Lew
1997-Jack Bentley	2010- Paul Woolery
1998-Gordie Zimm	2011-Gary Strawn
1999-Gretchen Yearous	
2000-Tom Smith	
2001-Rose & Roger Yamasaki	
2002-Larry Sorensen	
2003-Jim Tenuto	



SAN DIEGO FLY FISHERS 2012 OFFICERS

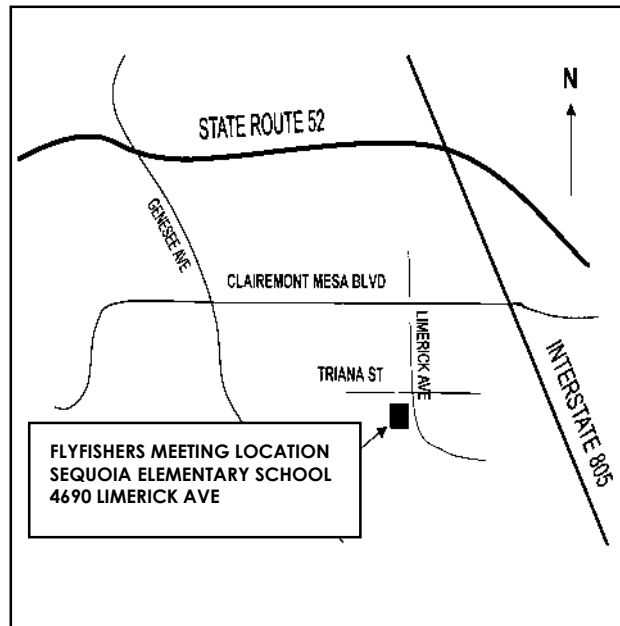
President- Lee McElravy
Vice Pres.- Larry Sorensen
Treasurer- Bruce Harris
Secretary- Bob Stafford

DIRECTORS

Paul Costa
 Don Davis
 Jack Duncan
 Jonathan Hee
 Jon Holland
 Bruce Michael
 Art Reifman
 Gary Strawn
 Jim Tenuto
 Alan Thompson
 Lew Walsh
 Paul Woolery

COMMITTEE CHAIRPERSONS

Conservation-
 Gary Strawn
FFF Southwest Council-
 Don Davis
Fly Casting Clinic-
 Ned Sewell
Fly Tying Clinic-
 Lucky Ketcham
 Bill Hanson
Membership-
 Paul Woolery



Local Outings-
 Larry Sorensen
Newsletter-
 Rose & Roger Yamasaki
E-mail:

Programs-
 Jon Holland
Raffles-
 Alan Thompson (monthly)
 Art Reifman (annual)

Refreshments-
 Maria Goldman
Rod Building-
 Jack Duncan
Travel-
 David Collins
Video & Library-
 Bill Stock
Web Page-
 David Collins
www.sandiegoflyfishers.com

Meeting Place for Workshops

San Carlos Recreation Center near Lake Murray. The address is 6445 Lake Badin Ave. To get there from Hwy. 8, take the Lake Murray Blvd. exit just like you were going to the lake. Instead of turning into Kiowa, keep going on Lake Murray Blvd. another 1.6 miles. When you come to Lake Adlon Drive, (first corner past Jackson Dr.) turn left. Go down three blocks and the recreation center will be on your right. It is on the corner of Lake Adlon and Lake Badin.



San Diego Flyfishers
10601-G Tierrasanta Blvd. #327
San Diego, CA 92124

San Diego Flyfishers
10601-G Tierrasanta Blvd. #327
San Diego, CA 92124



**San Diego
Fly Fishers**

*Official Chapter of
Federation of Fly Fishers*

SINCE 1962