

# FINNY FACTS

Archived version

MAY 2010

San Diego



Fly Fishers


Cleaner Water. Brighter Streams. Better Fishing.

Volume 15, No. 5

## May Meeting

## Fly Fishing the Green

*Our own SDFF members in the spotlight for our May meeting*



**L**ucky Ketcham and Bob Pharoah will be the speakers for the May 3rd meeting. The topic will be Fly Fishing the Green River in North Eastern Utah on Foot,

continued on page 6

## MEETING NOTICE

Monday, May 3, 2010

7:30 PM

Sequoia Elementary School

4690 Limerick Avenue

(See map on back page)

## REMINDER

Volunteer hosts for this meeting

(report at 6:15 PM)

**Jim Richardson**

**and Don Davis**

*Thank You, Mona Morebello*

## Surf Fishing & BBQ - May 1, 2010

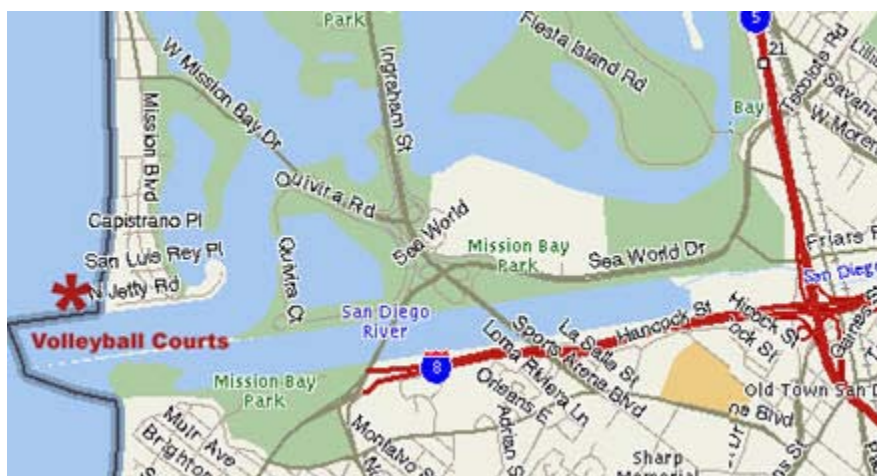
### Change of Location – South Mission Beach

Contact Lucky Ketcham,

**T**he SDFF Club Barbeque and Surf Fishing planned for minus tide on Saturday, May 1st have been moved from the proposed Silver Strand State Beach to **South Mission Beach at the Jetty**. We found

the sand, surf and companionship. Fish stories will be told and friendships made.

The club will provide soft drinks, hot dogs, hamburgers and Larry's famous



that the front gate at Silver Strand does not open until 8 AM and the late start is not good for surf fishing. Spread the word of the change and try to get out and enjoy the morning.

Larry Sorensen and the SDFF Board want to thank those people that made the Bay BBQ a memorable event and invite even more members to attend the Beach BBQ. Even if you do not want to surf fish, come out and enjoy

BBQ chicken strips. Members may bring potluck-style salads, side courses and desserts. (Who ever brought those soft brownies last time is especially invited.) I will be the contact to coordinate the types of foods you plan to bring in order that we have a variety. The **lunch will be early at 11:00 AM** because the beach will start to get crowded at 9:30 and we will not want to wait to eat.

continued on page 3

**PRESIDENT'S MESSAGE: MAY 2010**

**B**uy more raffle tickets! That will be a constant theme for the next two months.

Our Project Healing Waters effort is off and running. We met with 12 active duty fly tying/fishing enthusiasts and expect more in the future. For the next eight weeks, we will be working with these wounded warriors....what an

honor! **Lee McElravy**, your three years of effort have paid off.

Our Day at the Beach is rapidly approaching. 1 May marks the club outing to fly cast the surf at South Mission Beach, near the Jetty. YES! That is a change in location. See Lucky's article on page 1 for all the details. Bring your rod, beach chair, and sunscreen and join in for fishing and good food.



## LARRY SORENSEN

The Annual Raffle and Silent Auction will be here before we know it. This is our annual fund raiser for conservation. **Paul Woolery** is putting together a great evening of fun and prizes. **Buy more raffle tickets!**

As always, if you have an idea that may better the club, please contact any member of the Board of Directors. I can be reached at \_\_\_\_\_ or \_\_\_\_\_ telephone and at the next monthly meeting.

## Have You Paid Your Dues?

**Membership Chairman, Lucky Ketcham reminds us that if you would like to be included in the official SDFF Club Roster for 2010 to be printed in the June Finny Facts issue, you need to pay your dues before May 15th.**

**Lucky will be moving names to the Lost Member file after the May meeting. A final billing was sent mid April. If you did not get a billing your are good for 2010 or already informed us that you have moved out of town or were not planning on renewing. If you received a billing and know you paid, please contact Lucky.**

**If you have any questions about your membership or changes in phone numbers or addresses feel free to contact the membership desk.**

# ANNUAL RAFFLE AND SILENT AUCTION

Mark your calendars for June 7th, 2010. The annual raffle and silent auction is rapidly approaching. Your tickets are in the mail. Additional tickets will be available at the May and June meetings. Again this year there will be special door prize drawings and free refreshments. While I am still collecting items for the main table, I encourage you to make a donation to the event. You can give your donation to any board member or to me, Paul Woolery.

Premium items on the main table this year include two Winston rods, a Sage Z-Axis rod, and the grand prize is a Holland bamboo rod. For these and other premium items you must be present to win.

Improve your chances of winning by buying more tickets  
and buy them often!



---

## Surf Fishing & BBQ

continued from page 1

We chose South Mission Beach near the jetty because the parking lot should be open from 4 AM until 10 PM and it always has the holes or depressions that will attract and hold perch, croaker and other surf fish. MB Park has good rest rooms and a nice grassy area north of the parking lot where we can set up the BBQ's. There is no shade, so do not forget your sun tan lotion. Bring your folding chairs or beach blanket to sit on. Fish or bring a book and work on your tans. It is pretty easy to find if you ever have been to the roller coaster area. Drive to the south end of Mission Blvd where it stops at the SD River and turn right into the parking area.

Traveling 8 West: (Coming from Mission Valley / La Mesa)

- 1) Take Interstate 8 West and **pass the Interstate 5 exit** by staying in the two left lanes.
- 2) Merge right and exit West Mission Bay Dr. / Sports Arena Blvd. (first exit after I-5)
- 3) Turn right at the stop light, and stay in the right lane.
- 4) Turn right onto West Mission Bay Dr. (2nd right)
- 5) Turn left onto Mission Blvd. Go past roller coaster to end of Mission Blvd.
- 6) Turn right at last stop sign to go to parking lot 1. (Jetty Rd.)

Traveling 5 South: (Coming from North County)

- 1) Take Interstate 5 South to exit #21 Sea World Dr. toward Tecolote Rd.
- 2) Turn right onto Sea World Drive.
- 3) Merge onto W. Mission Bay Drive.
- 4) Turn left onto Mission Blvd. Go past roller coaster to end of Mission

Blvd.

- 5) Turn right at last stop sign to go to parking lot 1. (Jetty Rd.)

The true blue surf anglers should try to be fishing at least a half hour before sunrise (6:04). Steve Piper can't make the outing this time since he will be at the One Fly Surf Contest up the coast; but he would be happy that we are going to try to start at 5 or 5:30. Steve reminds us that the perch start to move out of the very shallow waters when the sun starts hitting the water. (Also if the city forgets to unlock the gate really early, we might need to walk in or drive over some grassy areas.) Surf fishing can be an early morning game unless it is very cloudy or foggy or the water is very foamy. (That's why I always liked sunset until 10 PM instead of the 5 until 9 game.LK) SDFF members that are not crazy can arrive any time before 8 or 9 and we will have someone to help you get your feet wet. We will need to watch our backcasts to keep from hitting joggers or bathers.

There will be a minus 0.7 ft tide at 6:16 on the last day of four day spring grunion run. Look for the holes and depressions to fish on the incoming tide later in the morning. Hopefully there will be some predators like halibut or even bass near the jetty that have moved into shallow water for the grunion feast. Very small grunion fry will have hatched from earlier runs. Beds of sand crabs are developing on area beaches and Louie Zimm suspects there should be small 1½ inch perch fry in the surf. If the bait is swirling around in those sand depressions some kind of predator should be there.

Louie writes: That is a good halibut time and there should also be some perch fry in the water. Small 1½ to 2 inch silver and white clousers with either a little bit of orange or green magic marker on the tail. When I was catching calicos and halibut in the surf a few years back, I did use 4-5 inch long flies to imitate grunion. **Just make sure you have some weedless flies** in case the dreaded loose kelp mats move in. Also recommend a stripping basket, especially if you want to fish off the jetty. Also don't forget the tape for the fingers. We would use 6, 7 or 8 weight rods. If it is really calm then the floating line/long leader approach could work, other wise 200 grain sinking head would be the ticket.

Steve Piper writes: I have caught my better hallies on orange flies - e.g. Piconi Prowler and Clouser darter (olive/orange) - and on brown clousers. There may be good corbina action by May 1. We can't count out hallies in early May. (They could already be in the bays.) I caught a good number of small to medium perch on a variety of flies (at Black's on 2nd week in April) I would fish the Surf Rat, Bonefish Critter, and a small baitfish pattern. A great crossover pattern that works lots is the olive/orange Clouser darter - a cool pattern that I keep re-discovering - it works as a baitfish and as a crab or shrimp. You might add: Cronin's Surfin Merkin (orange thread, gray EP fibers with sili-legs) in size 6 and 8 as a good sand crab pattern to try. LK would add some Kim's Surf Worms, Doug's DUI, Doug's Imp, baby EP Perch and some grey deer hair sand crabs. I might try some extremely small and sparse pinhead min-

continued on next page



---

## Surf Fishing & BBQ


continued from previous page

nows to simulate grunion fry. The perch must be eating them after a big hatch on the high tides. A little white and silver scud hanging on a dropper above your heavy clouser might be fun to try. A minnow chasing a small bait is a trick to trigger the competitive instincts. There used to be a good halibut holding area off the seaward side of the jetty, about 1/3 of the way to the end. Cast out 50

feet and slow retrieve on the bottom to the edge of the rocks. The big rip tide along the jetty moves bait from the shore to this area.

Hopefully Jon Hee and some of our experienced members will be available to give some lessons. Bob Pharoah and Barry Pechersky will be working the Mentor Program if you need to borrow

a few flies or some equipment. It might be a little cold for early morning wet wading. Don't forget your safety belt for your waders. It is never fun to fall in and let your waders fill up with water, plus it can be dangerous.

If you have any questions, Please call Lucky Ketcham or contact Bob Pharoah, Mentor Coordinator. 

## Fly Fishing Notes for the Irristibles and Ideas for fishing On Foot for the Green River

By Lucky Ketcham, April 14, 2010

I am preparing for my Green River SDFF Presentation, May 3, 2010 and thought about letting people know they can easily fish from shore if they are uncomfortable with the thought of boats and rapid water. You can also bring a spinning rod as a back up if you are new to fly fishing. Fishing rapala lures below the dam for giant 24 inch brown trout is not uncommon in the evening.

I was feeling guilty that I have not helped the 62 "Irresistible" women in our club get organized for fishing adventures in 2010. Last year in March we had a day at Miramar Lake. March is already gone and I am sitting on my butt being lazy. I thought I should do something that might encourage some of our newest members to fish and enjoy the sport with or without men. I thought about some of the ladies I have fished with and perhaps some of their stories might be interesting.

My Grandmother, Charlotte May Ketcham (Wiggins) was the first person to take me fishing. She loved the water and the little lakes in the Catskill Mountains. My mother did not drive a car until I was 15 and my father was always working on the farm, so it was my grandmother that would take me to the mountain cabins on lakes with names like Neversink, Wannasink, Minnisink and of course Yankee Lake. She always had stories of her cousins that caught more fish in the rivers because they would turn over rocks and beat the bushes to find out what the fish were feeding on. She would save rooster neck feathers from the Rhode Island Reds and Plymouth Rock chickens and give them to her cousins. (Grandma and I often plucked all the chickens for dinner on the farm.) When I was older she encouraged me to tie my own flies. She would buy special roosters and guinea hens at the farmer's auctions so that I would have a variety of hackles. She bought me muskrat and fox traps for hair and fur dubbing.

Eileen Stroud. I never fished with Eileen, but listened to her stories for 30 years and loved to hear Bill describe how she would often catch more fish than the men and how many species of fish she caught in the mountains and oceans. You can not write about lady anglers that encourage other ladies to fish without mentioning Eileen Stroud. She had a sparkle in her eye that I love to see in people. When I started fly tying I only liked to tie "little brown ugly nymph's that caught fish" and Catskill style dry flies. Those flies worked for my first 20 years and I did not see the need to change. Eileen and Bill encouraged me to add reds and oranges into my fly patterns and take the SDFF classes from Tom Smith and Gary Hilbers. I remember Eileen saying that I wasn't too adventurous in my fly selections and would show me some of her little flies and colorful creations to encourage me. She created a monster. It is too bad we lost Eileen. She was a good role model for our young ladies.

continued on next page





---

## Fly Fishing Notes...

continued from previous page

Kim Jones's husband does not like to fish but that does not stop her from getting in her float tube on the SD Bay. Kim will often rent a Seaforth skiff with a friend and drift for bass and bonefish off the Seal Training center. She is a great source of fly fishing information for new people. I know when I see an angler with a pink hat and pony tail at Tideland's Park I will get a fishing lesson that day.

Gretchen Yearous is always fun to fish with. I was vaccinated with a phonograph needle and I can almost keep up with her stories and gift of gab. Gretchen has been a great contact and will always promote fly fishing among the ladies.

I have never fished with Shelley Wagner but her stories of fishing in far off lands "down under" are always interesting and you can't help but know she can catch fish. Trying to get the Irresistibles up and going again is sometimes frustrating for the former leaders.

Gordie Zimm, Mona Morabello, Rose Yamasaki, Diane Stafford, Jayne Ditmars, Maria Goldman, Helen Grundler ... are Irresistibles that are rumored to catch more and larger fish than most men. Our new members should get to know them.

There are women fly fishing groups that get out and go places with or without their husbands. The last two years there has been a group of 12 to 15 ladies from Montana, Arizona and Florida that meet at the Green River about mid-June for a week to 10 days. Some stay in the resorts, some have RV's, and some camp. They often fish on foot in the mornings and evenings at the Little Hole Recreation Area. Some might hire a guide and drift the river one or two days, but primarily they help each other and fish the shallow riffles or small eddies along the banks. The Irresistibles could easily mimic their style.

The last three years there has been a little lady that looks and acts like Gretchen's mother or older aunt. She is a spark plug that livens up the river drifts. She is retired, lives in Florida, travels in her RV, fishes 200 days a year, usually with a guide and lives for the adventure of fly fishing. She also joined the Montana ladies club last year for the companionship. She loves the dry fly and throws big Fat Albert foam flies for giant brown trout. I hope she is there in 2010.

Ole and Katrina is a couple from Connecticut, originally from Norway. They come to the Green every year in June and fish from shore. They never hire a guide; never float the river in boats, rafts or pontoons. They would sit patiently at the boat launch in the mornings waiting for each batch of boaters to leave and then make graceful casts to the fish in the large pool and first runs below the dam. Katrina had a wonderful casting stroke when she had room for a back cast on the launch ramp. They hiked independently down the river a few miles every day making even better one hand spey casts to fish along the bank and in little eddies. Brown trout are very shore oriented and it is often better not to get into the water to fish for them. Accurate hook casts to the seam 6 inches off the bank can be the game. When it was cold they fished BWO emergers at Little Hole, Coney Island in the foam of the pools.

I have been searching the web for a name of a ladies fly fishing group from Montana that goes to the Green River in June. I came across the following links that might be of interest to our members. <http://www.womensflyfishing.net/> <http://www.intlwomenflyfishers.org/> <http://reel-women.com/aboutus.htm> <http://www.womeninthestream.com/> <http://www.amazon.com/Womans-Guide-Fishing-Favorite-Waters/dp/1892469030> This link is to a paper back book: *Women's guide to fly fishing locations*. It has 45 authors listing waters they like to fish. The names will give you a reference of who is active in fly fishing and locations.

continued on next page



---

## Fly Fishing Notes...

continued from previous page

<http://www.underthesun.com/UTS/Truly/fish.htm> This site is a resource of fly fishing links. The author has many of the fly fishing clubs for women separated out from her other useful links.

Shelley Wagner has promoted our club on the national list of Women's Fly Fishing clubs: <http://www.womensflyfishing.net/clubs.htm#CA> . Listing our national contact at:

The Irresistibles

[http://www.akama.com/company/Big\\_Foot\\_Fly\\_Shop\\_aa6ef1022824.html](http://www.akama.com/company/Big_Foot_Fly_Shop_aa6ef1022824.html) This link gives the contact information for the Big Foot Fly Shop in Vernal, Utah. The owner is one of the few lady fishing guides that bring clients to the Green River. She had a drift boat and has been very friendly when we see her on the river. The little fly shop has a giant Royal Coachman dry fly on the roof. The shop also is a music store.

<http://www.flaminggorgeresort.com/> The Flaming Gorge Resort has been the hotel and restaurant used by SDFF members for the past 17 years for the fly in and fish in comfort type trips. The resort has a full fly shop, guide services, raft rentals, shuttles and is dedicated to make your visit enjoyable. Mention the San Diego Fly Fishers, Jack Bentley, David Collins or even Lucky Ketcham and the managers will help you. I have never stayed there because I am a camper and too frugal for resorts.

<http://www.fishgreenriver.com/> This link will get you to Trout Creek Flies and the Green River Outfitters. The fly shop is on the corner of the road heading to the Little Hole Recreation Area and boat ramps. We stop there for coffee, flies and information almost every day. It has a small restaurant for breakfasts and lunches. It also has a market, internet and public showers.

This is dedicated to the ladies that I have taught fly casting, fly tying and have been encouraging to enjoy this addiction we call fly fishing. Theresa needs to catch a fish. Lucky



---

## Fly Fishing the Green

continued from page 1

on Float, and on a Budget.

The presentation will show the highlights of the last three years camping and fishing on the Green.

Lucky will have many new pictures and new faces of members that caught fish last year.

Bob is going to show some underwater videos of the fish feeding in the clear

water and videos of some of the rapids we encounter.

The emphasis will be how how you too can fish the Green River on foot or by following experienced members in pontoon boats. Bob and Lucky plan to head to the Green again this year shortly after the June SDFF raffle. They will camp in the Dutch John area from June 10th until mid-July.

Interested members are invited to join them for the party. This slide show

will try to teach successful techniques and flies used. Come see how 60 giant Mormon Crickets try to capture Lucky's pontoon boat.

There will be a fly box of Green River fly patterns in the raffle. See why the Green River should be on your "Bucket List."

There will be a short 10 minute presentation on the new DFG Warden Stamp and an opportunity for members to purchase the new stamp.



---

# Green River Camping Trip

## June 2010

By Bob Pharoah

**L**ucky and I will be traveling to the Green River, leaving San Diego on June 8, 2010. We will be traveling from San Diego to Dutch John, Utah. We will be camping at the Mustang Ridge Campground. The Campground is located three miles north of Dutch John on US 191. in the Flaming Gorge National Recreation Area (FGNRA), in the Ashley National Forest. Turn west on Forest Road 184 for approximately 2 miles and follow the signs. Golden Age Passes are accepted making camp sites half price. The Campground is semi-primitive with flush toilets and showers. None of the campsites have electricity. We will be staying the maximum time allowed (16 days) at a minimum and may stay longer depending on the fishing.

Camp sites reservations may be made at: [http://www.reserveamerica.com/camping/Mustang\\_Ridge\\_Cg\\_Ut/r/campgroundDetails.do?contractCode=NRSO&parkId=70094&pstate=UT](http://www.reserveamerica.com/camping/Mustang_Ridge_Cg_Ut/r/campgroundDetails.do?contractCode=NRSO&parkId=70094&pstate=UT)

If you do not wish to “rough it” reasonable accommodations are available in Dutch John.

The fly shop located at the corner of Highway 191 and Little Hole Road has a bulletin board for posting messages. We will post messages as too our site location on 3 X 5 cards with a “SDFF MESSAGE” heading.

We extend everyone the invitation to join us at any time. We float the “A” section, from the Flaming Gorge dam to Little Hole with our pontoon boats, a distance of seven miles. We will be glad to show you the ropes and help you down the river. A Coast Guard approved PFD is required and inflatables are NOT allowed. Wade fishing is also available if you do not want to float the river.

Be sure to bring your 2-way radios so we can maintain communications on the river.

Verison cell phone service is good in the campground area. There is a chance of high water and cold temperatures the first week, new floaters might wait until mid June to join us to have lower flows and better chance for the cicada hatch.

### **Trip Ideas from the SDFF Travel Committee**

Here are a couple of proposed trip ideas from the Travel committee.

- 1) A camping weekend trip to Cuyamaca with time for fishing and artistic pursuits. Fly fishers also equipped with cameras, sketch pads and/or canvas can share their artistic interests and interpretations when not fishing. Maybe non-fishing spouses, friends or family would enjoy this as well. Individually or in groups, perhaps an artistic focus on the lake and surroundings would best combine our interests.
- 2) A 5-day trip to the Owens Valley (camping or staying in the modest hotel) where we could add time to study the geology of the area with a ride and hike to the Panum Crater near Mono Lake or other dramatic sites like the Alabama Hills and Devil’s Postpile. Any geologists in our club? I’d like to relate the geology to the present fishing environments. Fishing, art work, geology and comraderie, sounds like a great trip to me.

If you are interested in either idea, please contact Pam Ivor at



---

# FLY OF THE MONTH

## Rainey Foam Post Midge Emerger

Photo and recipe by Norb Spitzer, guess at instructions by Lucky.

Norb reports this fly has been incredibly productive for him on rivers like the Taylor, South Platte and Gunnison in Colorado, Hot Creek and Upper Owens' River in CA. It produced two 4 pound trout from a single eddy on the Taylor. I can see it as a good PMD emerger in size 16 —but that is not a midge.



<b>Hook:</b>	TMC 100 or 101 dry fly hook sizes 18 to 24
<b>Thread:</b>	Yellow 8/0
<b>Tail:</b>	None (optional shuck of a few strands of amber Antron) this is an emerger.
<b>Post:</b>	Rainey's White or Yellow small cylinder closed foam posts
<b>Rib:</b>	Brown 8/0 thread
<b>Body:</b>	Cream / light yellow fine dry fly dubbing
<b>Hackle:</b>	Grizzly - sparse collar style.

**R**emember use a minimal number of thread wraps and sparse materials on dry flies. Pinch the barb and mount the hook on a size 18 or smaller midge dry fly hook. I use straight eye TMC 101's for flies smaller than 22 to increase the gap opening and the hook set. Off-setting the hook point a little also helps.

Make a jam knot at the 7/8 hook shank and wrap a tight thread base to about the hook point and back to mid shank. The Rainey foam posts are about an inch long and you should be able to get three flies from a single post. Cut the tip of the post to a sharp angle to aid in catching the foam. Hold the foam on top of the hook and make a few pinch wraps to catch the tip. Keep the post on top while wrapping thread to the 7/8 mark, maybe two hook eye diameters back from the eye. Make two thread wraps in front of the post to lock it in and prop it up. Now make thread wraps to the mid shank and attach a 3 inch length of fine 8/0 brown thread for the rib. Pull back on the rib while wrapping the yellow thread to the rear. Note that Norb has the rib tied down on the bottom of the hook. It is a little detail, but when he makes the spiral rib wrap he will show a full wrap of thread from above. Flies do just

do not look right in the box if they have a half wrap of rib at the back of the fly. That Norb is good, but I would also have one wrap of dubbing behind the rib. Pull the rib to the rear. Wax the thread and place just a wisp of very fine Cream or Cahill yellow dry fly dubbing on the thread. You just want "Bumpy Thread" for the dubbing." Catch the end of the noodle with one wrap of thread and you can tighten the noodle even smaller. Pull the rib down and make one very small wrap of dubbing behind the rib, then pull the rib to the rear while making a slightly tapered body up to the rear of the foam post. Do not dub the front of hook yet.

Prepare a stiff grizzly saddle hackle sized for the hook at 1 ½ hook gap barb length. Clip the barbs from 1/8 of the quill end for a clean tie down place. Lay the quill against the hook shank and make three securing wraps of thread. You always want to tie the hackle quill against bare hook or hard thread. That is why you do not dub the front of the post first. When the hackles pull off the soft dubbing a few times you will remember. Use Gary Hiber's trick of figure 8 wrapping around the quill and hook shank and fold the tip to lock it in place. Trim excess hackle quill close to hook.

continued on next page





---

## Fly of the Month

continued from previous page

Make a little umbrella shaped hackle collar right behind the foam post with 3 to 5 wraps of hackle right against each other. Secure with two wraps of thread and then make one wrap of hackle around the base of the post for some extra legs. Tie down the hackle behind the hook eye with three tight wraps and two half hitches. Trim the hackle stem close to the hook. Now add another small amount of dubbing in front of the post to complete the thorax and hide any thread. Whip finish. Now hold onto the white foam post and clip it relatively short to give a little white headlight to help you see the fly. Save the long section of post for the next fly.

Do not put any floatant on the rear of the fly. You want the bend of the hook and abdomen to be visible below the surface. The hackle and

foam sticks up. The head light helps you see the fly and detect micro drag.

### Variations:

Tie this is olive green and yellow rib for Blue Wing Olives.

Black with light rib for midges


Grey with yellow rib for midges

Use yellow or pink posts when fishing in white foam lines

Add 3 or 4 strands of amber Antron as a trailing shuck

Add tip of small grizzly neck hackle as raccoon style shuck.

Wrap the grizzly hackle parachute style around the white post and you have another good midge pattern, the Head Light Emerger.

Lucky's Fly Fishing Tip: You can't go wrong with any pattern Norb Spitzer recommends. 



---

## STAR/PAL KIDS FISHING DERBY

The annual STAR/PAL Fishing Derby that was canceled in February due to bad weather has been rescheduled for June 12, 2010. We will be meeting on Friday, June 11th at 11:00 am. to assemble the rods and reels. Meet at the picnic area near the North end of the parking lot.





# Fred Hall Show

San Diego Style

*San Diego Fly Fishers at the March 24 - 28 Event*

**C**lub members supported the Federation of Fly Fishers and Southwest Council booths at the Fred Hall Fishing and Boat Show at Del Mar.

The goal was to promote the sport of fly fishing through the FFF but more importantly to support the sport of fly fishing through the clubs within the Southwest Council. Volunteers from our club answered questions about fly fishing and helped people find clubs near their homes. Currently there are 23 clubs in the Southwest Council.

Thanks to the following members for volunteering their time and effort. **Larry Sorensen** for bringing everything together. **Paul Woolery, Bob Stafford, Lloyd Kay, Art Reifman, Berry Pechersky and Lee McElravy** and his grandson for manning the booths. Thanks go out to **Gretchen Yearous and Michael May** for providing fly casting demonstrations and instruction.



Recipients of the  
**Stroud Award**

2004-Jim Brown  
2005-Allen Greenwood  
2006- Hugh Marx  
2007- Mike Rivkin  
2008- Bill Van Wulven  
2009- Larry Bottroff



## EILEEN STROUD CONSERVATION FUND



Donations are gratefully accepted  
Make checks payable to Eileen Stroud Conservation Fund

Mail to:  
Stroud Conservation Fund  
1457 Morena Blvd  
San Diego, CA 92110

All funds collected in Eileen's name will be donated to fresh water fish conservation or research programs in San Diego County.

Cutoff date for **June FINNY FACTS**  
articles---Friday May 14th.

Send articles to:  
Rose and Roger Yamasaki,

You can E-mail at Thanks!!

Send change of address information,signup for  
electronic version of newsletter, or Club membership renewal to:

Lucky Ketcham

### LIFE MEMBERS

Gordon Foster (in memoriam), Bill Stroud, Eileen Stroud (in memoriam), Bernie Hammes (in memoriam), Hugh Turner (in memoriam), Nancy Pitts, Bob Wisner (in memoriam), Ken Armer, Glen Paul (in memoriam), Betty Coram, Ned Sewell, John Kasten, Leo Bergevin (in memoriam), George Beach (in memoriam), Bob Camp (in memoriam), Marvin Darling, Gene Jerzewski, Oz Osborn, Robbie Robinson (in memoriam), John Gauld, Lloyd Jefferies, Doug Joseph, Gary Hilbers

### HONORARY MEMBERS

Jim Brown, Louisa Kassler (in memoriam), Hugh Marx, Randy Ford, Allen Greenwood, Mike Rivkin, Bill Van Wulven, Tom Smith, Larry Bottroff

Recipients of the:

### GORDON FOSTER MEMORIAL AWARD

For unselfish and outstanding service  
to the flyfishing community

1991-Ned Sewell	2001-Rose & Roger Yamasaki
1992-Bob Camp	2002-Larry Sorensen
1993-Bill & Eileen Stroud	2003-Jim Tenuto
1994-Ed Velton	2004-Joe Bain
1995-Bob Wisner	2005-Jim Reeg
1996-Gary Hilbers	2006-John Kasten
1997-Jack Bentley	2007-Lucky Ketcham
1998-Gordie Zimm	2008-Louie Zimm
1999-Gretchen Yearous	2009-Warren Lew
2000-Tom Smith	



## SAN DIEGO FLY FISHERS 2010 OFFICERS

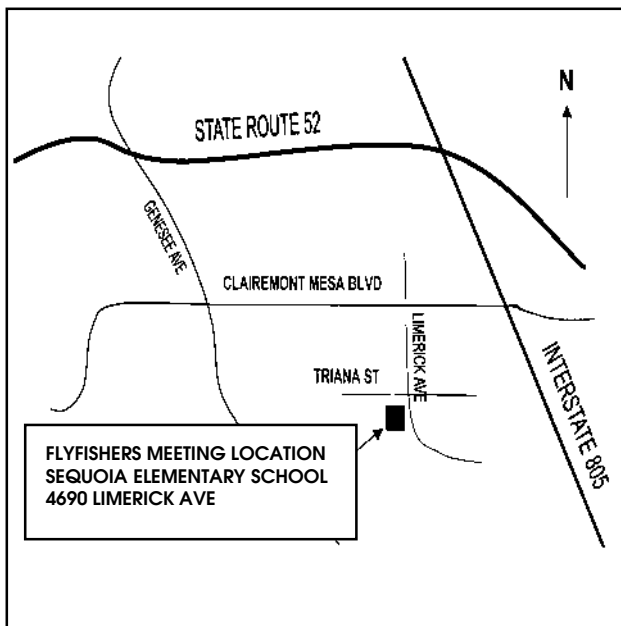
President- Larry Sorensen  
1st VP- Art Reifman  
2nd VP- Don Davis  
Treasurer- Wayne Allen  
Secretary- Bob Stafford

### DIRECTORS

Gary Farrar  
 Maria Goldman  
 Jonathan Hee  
 Lucky Ketcham  
 Lee McElravy  
 Bob Pharoah  
 Gary Strawn  
 Alan Thompson  
 Paul Woolery

### COMMITTEE CHAIRPERSONS

Conservation-  
 Gary Strawn  
FFF Southwest Council-  
 Don Davis  
Fly Casting Clinic-  
 Ned Sewell and  
 John Kasten  
Fly Tying Clinic-  
 Lucky Ketcham  
 Bill Hanson  
Membership-  
 Lucky Ketcham



### Monthly Weekend Outings-

Dick Mount  
Newsletter CoEditors-  
 Rose & Roger Yamasaki

E-mail:

Programs- Gary Farrar  
Raffles- Alan Thompson,  
 Jonathan Hee (annual)

### Refreshments-

Maria Goldman  
Rod Building-  
 Ron Meler  
Trips-  
 David Collins  
Video & Library-

### Web Page-

David Collins  
[www.sandiegoflyfishers.com](http://www.sandiegoflyfishers.com)

### Meeting Place for Workshops

San Carlos Recreation Center near Lake Murray. (We no longer meet at the Lake Murray Water Training Facility at Lake Murray). The address is 6445 Lake Badin Ave. To get there from Hwy. 8, take the Lake Murray Blvd. exit just like you were going to the lake. Instead of turning into Kiowa, keep going on Lake Murray Blvd. another 1.6 miles. When you come to Lake Adlon Drive, (first corner past Jackson Dr.) turn left. Go down three blocks and the recreation center will be on your right. It is on the corner of Lake Adlon and Lake Badin.



**San Diego Flyfishers**  
**10601-G Tierrasanta Blvd. #327**  
**San Diego, CA 92124**

**San Diego Flyfishers**  
**10601-G Tierrasanta Blvd. #327**  
**San Diego, CA 92124**



**San Diego  
Fly Fishers**

*Official Chapter of  
Federation of Fly Fishers*

**SINCE 1962**